

# Swords of the Americas (Western Hemisphere Swords)

George E. Weatherly




Figure 1. Flags of the Americas.

I have been a member of this organization for 25 years, some of you I have known longer than that . . . . It has been my privilege to have hosted two meetings, served as Secretary-treasurer, Vice President, and President of A.S.A.C . . . . I still have one obligation to fulfill and that is my purpose in being here today; to deliver this paper . . . .

At this time I would like to introduce you to some of my contributors. (Figures 2 and 3)

I am sure that many, if not most of you, know more about swords than I do. But for the few who are unfamiliar with these edged weapons, I would like to briefly review the



Figure 2. A group of Mexican rurales (local police).



nomenclature of a sword and the unique terminology used to describe it, since these terms will be used throughout this presentation. The word sword is commonly used as a generic term applied to all types of long blade weapons. However, Webster's Dictionary defines:



Figure 3. Emiliano Zapata, Mexican Revolutionary, c1915. Proudly holding his lion head sword and Winchester.

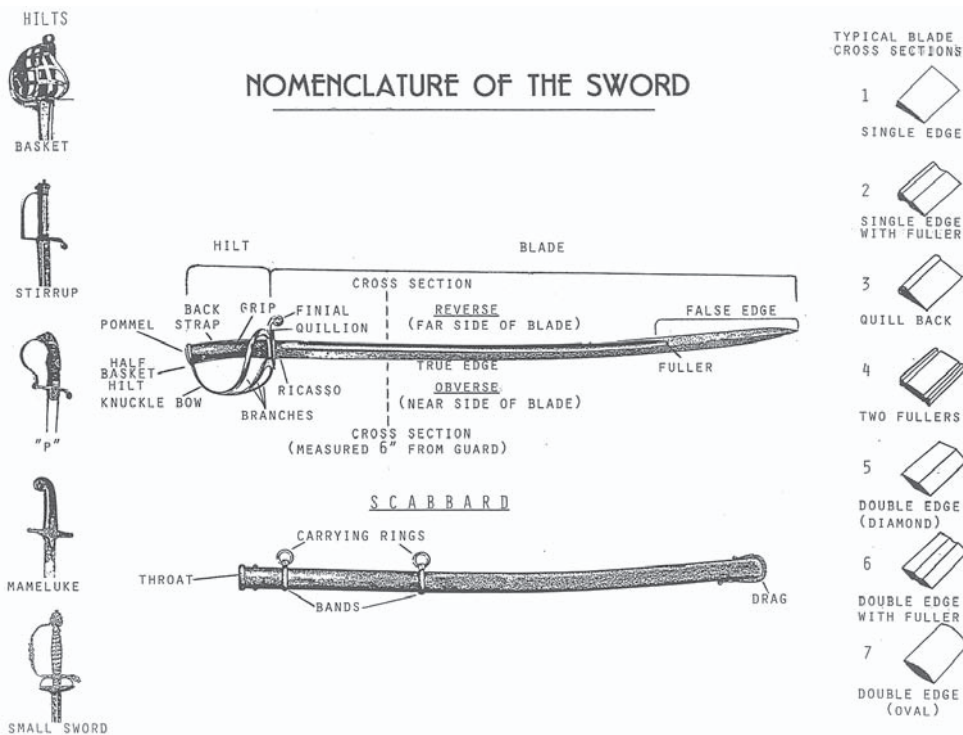


Figure 4. Nomenclature of a sword diagram.

**SWORD**—"A weapon (as a cutlass, rapier) with a long blade for cutting or thrusting often used as a symbol of honor or authority."

**SABER or SABRE**—"A cavalry sword with a curved blade, thick back, and guard."

For this presentation, all curved blade weapons are labeled SABER, and all with straight blades are labeled SWORD.

Two terms not noted on the diagram are "stopped fullers" and "unstopped fullers." To explain: The fuller is a groove running down the length of a blade on one or both sides. It may be narrow or broad, shallow or deep, and there may be more than one on the blade. If the end of the fuller nearest the guard ends abruptly in a straight line parallel to the guard at the ricasso, it is referred to as a stopped fuller. If the fuller ends smoothly in a gently rounded shape, that is called an unstopped fuller.

Collectors around the world exhibit interest in many types and styles of swords. Most collectors specialize by type or nationality of the weapon. Examples are: Antique, Modern, Ceremonial, Combat, American, English, German, Japanese, Civil War, World War I, and World War II. Then there are those who identify themselves as "General Collectors" and collect all of the above.

The use of swords as primary combat weapons was discontinued by most nations following World War I. Combat sword production seems to have ended by the late 1930's, although a few countries still continued their use until World War II (example, Japan). The last official U.S. combat sword was the Springfield Model 1913, commonly known as the

"Patton" model (Figure 5). General George S. Patton was credited with the design.

The use of ceremonial swords continues today, i.e., parades and affairs of state. Ceremonial swords have been produced for all military branches: Army, Navy, Marines, Air Force, and Coast Guard. In some Latin American Nations swords are also produced for their National Police forces. Diplomatic versions, although not in use today, can be found.

One category, which to date has been largely overlooked by collectors, is Western Hemisphere Swords (Swords of the Americas). Perhaps one reason this field of sword collecting has been overlooked is that there exist few publications devoted to the topic. It is hoped that the material presented here will awaken interest among individuals who are looking for a new, affordable, and fascinating field of collecting.



Figure 5. U.S. Model 1913, "Patton Model" last U.S. combat sword.



Figure 6. The Western Hemisphere.

### HISTORY

The history of the Western Hemisphere in which we live is rich in significant events. Swords were an integral part of that history. Originally, the Western Hemisphere was composed of colonies of Europe's Maritime nations. Great Britain, France, Holland, Spain, and Portugal were the major participants. From the early Explorers and Conquistadors to World War II, swords were used as side arms. Until practical firearm development was well advanced, they were most often the weapon of choice.

This study does not delve into colonial history. It begins when the Western Hemisphere colonies became independent nations. Though it is not a history book, it does offer directly significant snippets as background information for the swords included in the text.

### SWORD DESIGN

Quite naturally, designs for some Swords of the Americas evolved from those used by the European mother nations. Canada has used standard British swords surcharged with Canadian markings (Figure 7). Many Latin American countries' sword styles were influenced by the edged weapons of Spain and Imperial Germany (1871-1918) (Figure 8). Also the strong influence of foreign military advisors, which were employed by

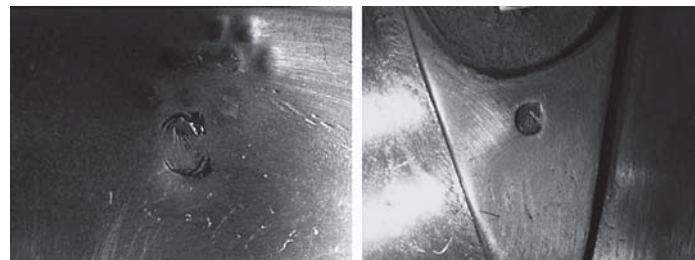


Figure 7. Canadian surcharge markings on M1906 British Cavalry sword, large letter C with broad arrow inside.




Figure 8. Four Latin American sword hilts, typical of imperial German styles.

several Latin American nations, was another factor in their choice of weapons (Figure 9). Even after they became independent, the former colonies used adaptations of European swords and most were in fact produced by the major European sword makers. A majority of the America's swords were manufactured by the famous sword makers of Toledo (Spain) and Solingen (Germany). A lesser number were from France and England. With the exception of the United States and one or two others, most Western Hemisphere nations lacked sufficient expertise and manufacturing capability to produce quality swords; therefore, they contracted with established foreign manufacturers to produce weapons to their specifications.




Figure 9. Box container and example color plate. One of 50 in set showing official Mexican uniform styles (c1868). Very similar to imperial Prussian uniforms of same era.

## HISTORIC PRODUCTION CENTERS FOR SWORDS OF THE AMERICAS

Toledo, Spain, is a city of pre-Roman origin. Originally known as Toletum, it fell to the Romans in 193 BC. When the sword was an important weapon, the Toledo sword blades were famous for their elasticity, strength, and craftsmanship. The art of blade engraving and decoration, introduced by Moorish artisans, is still carried on today. Over the period of several centuries, hundreds of sword smiths plied their trade in and around Toledo. They were organized into guilds and each had his own trademark; however, many of the blades were also marked “Toledo.”

The city of Solingen, Germany, was chartered in 1374. It has been known for its fine blades since the middle ages. Solingen steel in swords, knives, surgical instruments, and other cutlery is still famous for its excellence. Most of Germany’s finest sword makers have historically been located in Solingen.

In France, the town of Chatellerault is noted for its manufacture of cutlery and firearms. It has been the site of a government arms factory since 1833, producing quality firearms and edged weapons. A Chilean Saber in my collection was manufactured at this factory and carries all the proper French marks. The only mark identifying it as Latin American is the Chilean inspector’s acceptance mark stamped on the reverse side of the blade (Figure 10).



Figure 10. Chilean inspectors acceptance mark on French saber.

The English towns of Birmingham and Sheffield are famous for their production of fine steel products, including cutlery and swords. Sheffield has been a center of cutlery manufacture since the 14th century. The governing body of cutlery manufacturers, the Cutlers’ Company, was founded in Sheffield in 1624. The first Bessemer process steelworks were built in 1859, in Sheffield. Robert Mole & Sons of Birmingham, maker of one of the Canadian swords in this presentation, was also a supplier of swords to the Confederate States of America during the Civil War.

We know that United States sword makers such as AMES produced some swords for Latin American nations, although the extent of this effort is not well documented. John Hamilton, in his book *The Ames Sword Company*, briefly mentions a Haitian order for artillery pattern swords with “bright” (brass) scabbards. Also mention is made of Bowie-style daggers for Mexican Military Officers, and a sword guard foundry pattern for the Mexican government is pictured (Figure 11).

Today, the AMES SWORD COMPANY still has original foundry pattern models for guards, master blade etching patterns, and other parts displaying the national coat of arms of several Latin American countries, which I saw during visits to the factory in 2003 and 2004. However, no written records are known to exist.

### WHO MADE IT?

Without reference books, how does one determine the maker and vintage of Swords of the Americas? Ideally each manufacturer would proudly and prominently mark their products. However, many examples are unmarked as to the maker. In some instances the customer would decline the use of the maker’s mark. Some makers established unique designs, such as blade etching patterns, pommel styles, and quality of workmanship, which with careful study are distinctive enough to enable one to, with some degree of accuracy, identify the producer. The foregoing is not the ideal method to identify a sword, but sometimes it is all you have to work with (Figure 12).

Confusion factor—I have in my collection a Mexican officer’s dress sword that has “FABRICA TOLEDO” (made in Toledo, Spain) etched on the obverse side of the blade and the Carl Eickhorn (Solingen, Germany) trademark that was used beginning in 1906 stamped on the reverse ricasso (Figure 13). The eagle head pommel, the guard, and grip are typical Eickhorn items. It seems that it was common practice for one marker to purchase blades from a competitor and use their own fittings to enable them to complete orders. This sword is classified as a Carl Eickhorn product.



Figure 11. Ames Mexican saber guard foundary pattern.



Figure 13. Mexican officer's silver mounted eagle head hilt with Eickhorn trademark on reverse ricasso and Toledo etched on obverse side of blade.




Figure 12. Three Lion head pommels, Ecuador, Venezuela, Cuba. Note subtle differences.

Fortunately, in the past, many makers did mark their products distinctively. Unfortunately, today, names and marks which appear on some modern swords have absolutely no relationship to the actual manufacturer. They are names or markers which independent private contractors choose to use. A few examples are:

NEWTEL (1990)—appears on some modern swords produced by a company with offices in Miami, Florida which secured contracts with Central and South American countries such as Ecuador to supply parade swords (Figure 14) and insignia for the those countries. NEWTEL had no facility to manufacture swords and contracted with a German cutlery company to produce the swords. Another Ecuadorian sword is marked on the ricasso with a sphere, which appears to be an image of the world, behind the




Figure 14. NEWTEL Ecuadorian Navy officer's model on the left, D&P Ecuadorian national police chief's model on the right. NEWTEL Bolivian cap insignia on original card below.

letters D&P. The quality and design of this sword appears to be identical to the sword marked NEWTEL and is believed to have been manufactured by the same maker.

ESTABAN BOTA, MONTEVIDEO— appears on the reverse ricasso of a saber blade from Uruguay. The obverse ricasso is stamped Solingen (Figure 15). As far as can be determined, this was another operation similar to Newtel. The blade etching is of excellent quality.

It is thought that the name WILLIAM SCULLY LTD., (1910) Montreal, Canada, which appears on the blade of a Canadian officers sword, is that of a private contractor, since we have been unable to verify that they were actually sword makers.

A company called PORT CITY SALES (1964) of Alexandria, Virginia, obtained a contract with the government of Haiti to supply a small group of parade swords for the honor guard of the dictator in power at that time. Port City apparently contracted the Spanish manufacturer EBERLE to actually produce the swords.

#### DETERMINING AGE

The age of some Swords of the Americas can usually be determined by the manufacturer's marks. During the life of a sword maker, from time to time, the company's name or trademark might be altered. This information has been officially recorded along with the date of the change, making it quite easy to bracket the date the sword was made. For example, here are two companies who enjoyed broad trade with Latin America:

WEYERSBURG, KIRSCHBAUM & COMPANY, SOLINGEN, GERMANY (Commonly referred to as WKC.)

Changed their company name and trademark at least three times between 1883 and 1970 (Figure 16).

WEYERSBURG, KIRSCHBAUM & COMPAGNIE (1883-1930)

WKC STAHL-UND EISENWARENFABRIK (1930-1950)

WKC STAHL-METALLWARENFABRIKHANSKOLPING (1950-1970)

CARL EICKHORN, SOLINGEN, GERMANY

Changed their name three times and their trademark at least four times between 1865 and 1972 (Figure 17).

CARL EICKHORN (1885-1886)

CARL EICKHORN & COMPAGNIE (1886-1921)

CARL EICKHORN WAFFENFABRIK (1921-1972)

If a royal cipher appears on a sword, the weapon can be dated by determining when that monarch reigned. For example, the Canadian Officers Levee (parade) sword, which is included in this material, bears the royal cipher of King George V (Figure 18). This would date the sword between 1910 and 1936. Unfortunately for dating Swords of the Americas, after the Central and South American nations gained their independence, there were no royal monarchs.

Mexico has provided us with a method of dating their swords which is unique (Figure 19). The Mexican Coat of Arms has undergone four distinct changes. Each change uniquely identifies a particular period of time. If the Coat of Arms appears on a sword, it will identify the century in which the sword was produced.

The United States passed a law in 1893 that required that all products manufactured outside the country must be marked as to the country of origin. This is helpful in dating some swords.

The English sword maker MOLE stamped their products with the year of production, '15 (1915). This appears on the model 1908 Canadian Cavalry Saber in my collection (Figure 20). Of course Springfield Armory stamped the model number and year of production on their swords. (i.e., 1914 stamped on a Springfield Model 1913).

#### REFERENCE SOURCES

One indispensable item needed to correctly identify many swords is a book of edged weapons' trademarks. A book of firearms proof marks is of no value. Original or reprints of sword makers catalogs are of great value.

I have in my personal library a set of original 1931 Carl Eickhorn (Solingen, Germany) export catalogs for nine Western Hemisphere nations (Figures 21, 22, 23).



Figure 15. Saber blade from Uruguay. Reverse marking: "Ejercito Uruguayo" obverse marked with coat of arms.

WEYERSBURG, KIRSCHBAUM & COMPANY, SOLINGEN, GERMANY

(Commonly referred to as WKC.)

Changed their company name at least three times  
between 1883 and 1970.

WEYERSBURG, KIRSCHBAUM & COMPAGNIE (1883 - 1930)

WKC STAHL-UND EISENWARENFABRIK (1930 - 1950)

WKC STAHL-METALLWARENFABRIKHANSKOLPING (1950 - 1970)



Figure 16. WKC Company name changes with dates and trademarks.

CARL EICKHORN, SOLINGEN, GERMANY  
Changed their name three times and their trademark  
at least four times between 1865 and 1972.

CARL EICKHORN (1885 - 1886)

CARL EICKHORN & COMPAGNIE (1886 - 1921)

CARL EICKHORN WAFFENFABRIK (1921 - 1972)



Figure 17. Carl Eickhorn Company name changes with dates and trademarks.



Figure 18. The Royal Cypher, George V as it appears on a Canadian officers parade sword.



Figure 19. Mexican State Arms, Upper 16th & 18th, Lower 19th, 20th centuries.

There is no better material for Western Hemisphere sword identification than this type of publication. They offer accurate information for dating, model names, and identifying the country that imported them. However, they fail to offer detailed information such as grip material, metal finishes, and dimensions. The following publications have been of great help in developing the material for this presentation.

A.M. de Quesada, Jr. & Ron G. Hickox used a set of the same Eickhorn catalogs in their 1996 book *Eickhorn Edged Weapons Exports Volume 1: Latin America*.

*Imperial German Edged Weapon Catalog and Price Guide* by Gerhard Windbiel is also a good source of information.



Figure 20. Mounted Canadian trooper with 1908 cavalry sword.



Figure 21. Carl Eickhorn 1931 export catalog cover, for Peru.



Figure 22. Carl Eickhorn 1931 catalog introduction page.

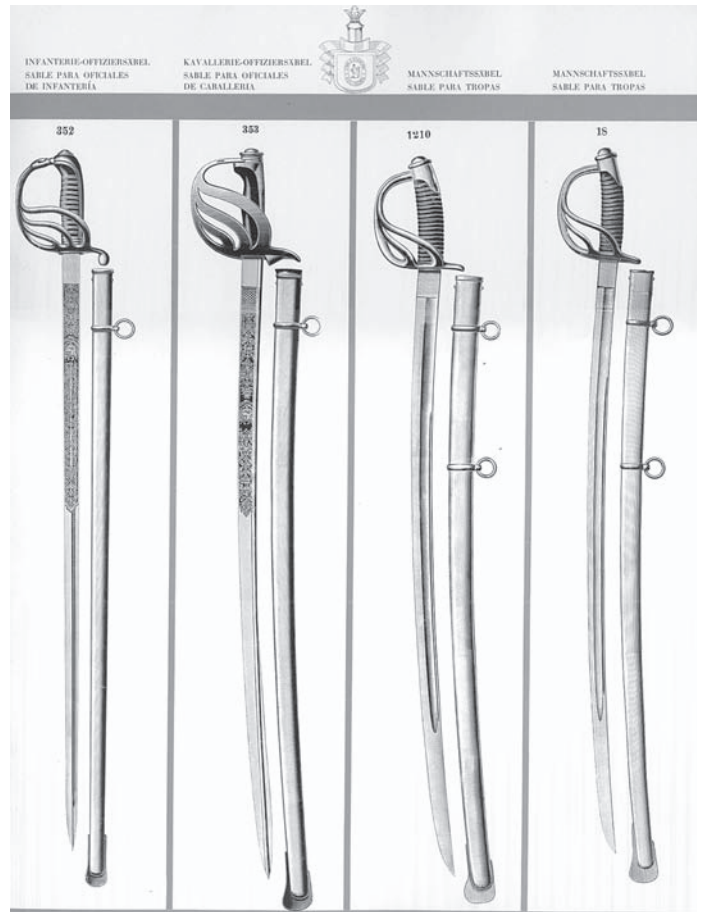


Figure 23. Carl Eickhorn 1931 catalog sword illustration page. Left to right: No. 352 infantry officers sword, NO. 353 Cavalry officers saber, NO. 1210 Troopers saber, NO. 18 Troopers saber.

Many Latin American swords have an image of the national coat of arms, for the country in which they were used, cast or stamped into the guard and etched on the

An excellent reference for trademarks is *The Sword and Bayonet Makers of Imperial Germany 1871-1918* by John Walter.

LTC. (RET.) Thomas M. Johnson and Thomas T. Wittmann's book *Collecting The Edged Weapons of Imperial Germany, Volume 1* is helpful in illustrating swords that influenced the design of so many Swords of the Americas.

In 1997 Britain's Thurston Press published a reprint of the 1892-1893 *Weyersburg, Kirschbaum & Cie Sales Catalogue*. This volume contains illustrations of WKC swords designed for Argentina and Brazil.



Figure 24. Four saber guards. Two on left have stamped national coat of arms. Top, Argentina; bottom, Chile. Two on right have cast national coat of arms. Top right, Brazil; bottom, Mexico.



blade (Figure 24). They may or may not contain the countries' name. An outstanding reference source for pictures of national coat of arms is *Flags Through The Ages and Across The World* by Dr. Whitney Smith. This is the source of the flag and coat of arms illustrations used in this presentation.

*Me Fecit Solingen* (Solingen Made Me) by Skipper Greenwade. Although this book is primarily devoted to edged weapons of the Third Reich, it does contain some background information on several German sword makers who were located in Solingen.

If you are not fluent in the Spanish language, a basic reference that is of great value is *Webster's Worldwide Dictionary Spanish/English, English/Spanish*.

#### VALUES

To my knowledge, there exists no comprehensive price guide for the Swords of the Americas. Prices for other areas of sword collecting do not really apply because of the lack of interest and demand. For example, comparing the value of a fine Imperial German sword and the same model produced by the same maker for a Latin American country is not practical because the demand for the Latin American sword is much less even though the quality may be equal. I am sure in time price guidelines will be established as interest and demand develop.

#### WHERE DO YOU FIND THEM?

With a few exceptions, most of my collection has come from local or regional sources such as antique shows and shops, gun shows and shops, flea markets, and friends. A few have been located on eBay and the Internet. Only two have been purchased directly from foreign dealers. It has required persistent pursuit and patience.

#### PICTURES

For this presentation, I have selected only one sword from each of the fifteen nations represented in my collection. Captioned pictures of the remaining twenty-two are shown in the addendum of this paper. All 37 swords in the collection are pictured in *Swords of the Americas*, which I hope will reach publication soon. Much more information, such as additional pictures, detailed descriptions, complete dimensions, tables of markings, listing of manufacturers etc., are included in the manuscript.

#### ARGENTINA

This is a Model 1898 cavalry trooper's saber manufactured by Weyersburg, Kirschbaum & Co. of Solingen, Germany. Argentina has a practice of defacing the identifying markings on surplus military goods

when they dispose of them (Figure 26). I am sure you all have seen wonderful Argentine Mauser rifles with the marks ground off. I was fortunate in obtaining this sword with all the marks intact.



Figure 25.



Figure 26. Argentina—M1889 Hilt, original coat of arms on the left, Defaced coat of arms on the right.

## BRAZIL

An officer's dress saber circa 1893. It is unmarked as to manufacturer, but appears identical to a model pictured in Carl Eickhorn's export catalog for Brazil. The workmanship is consistent with other Eickhorn marked examples. The back strap bears a presentation inscription dated August 12, 1893. The guard, back strap, pommel, and scabbard appear to be solid nickel silver.



Figure 27.




Figure 28. Brazil—M1893 officer's saber.

## CANADA

Here we have a Canadian Officer's Levee (Parade) sword model of 1897. The ricasso is stamped William Scully LTD., Montreal, Canada. Scully was a supplier of military goods and probably contracted with some maker to produce the sword. The pierced guard has the cipher of King George V. This mark would indicate the sword was produced between 1910 and 1936.



Figure 29.



Figure 30. Canada—M1897 officer's parade sword.

## CHILE

This is a very fancy small sword for Chilean air corps officers. Those who are familiar with German swords may recognize this pattern as identical with dress swords made for the German high command. It has a wire-wrapped ivory grip and extensive gilding on all metal parts. A silver spread-wing Condor graces the folding guard below a five-pointed star. It is also adorned with the original gold bullion sword knot. The blade is etched "EURZA AEREA DE CHILE" (AIR FORCE OF CHILE). The maker is E&F Horster, Solingen, Germany.



Figure 31.



Figure 32. Chile—Air Force officer's small sword.

## COLUMBIA

This Cavalry Trooper's pattern 1895 saber has a unique grip. Our modern generation considers ergonomic design to be new. The grip on this 1895 saber debunks that idea. The sword was produced by ARTILLERIA FABRICA NACIONAL (National Artillery factory) in Toledo, Spain. EJERCITO de COLOMBIA (Army of Colombia) is stamped on the reverse ricasso. The saber is without decoration of any type.



Figure 33.



Figure 34. Colombia—M1895 trooper's saber.

## CUBA

Carl Eickhorn of Solingen, Germany produced this Cuban Officer's saber. The blade is elaborately etched on both sides and the top edge with scrolls and displays of flags and weapons. "REPUBLICA DE CUBA" (Republic of Cuba) etched in large block letters and the Cuban Coat of Arms are on the obverse side of the blade. On the reverse side "EJERCITO" (Army) is etched in the same size and style letters. The Cuban Coat of Arms is cast on the obverse langet. The reverse langet is undecorated.



Figure 35.



Figure 36. Cuba—officer's saber.

## ECUADOR

Next is a officer's dress saber made by E & F Horster of Solingen, Germany. The pattern is typical of many German Lion Head swords. Both sides and the top edge of the blade are profusely etched with floral scrolls. The obverse side has the Ecuadorian Coat of Arms etched near the center of the scroll pattern. The Horster trademark is etched on the reverse ricasso. The entire hilt area is gilded and profusely decorated. The grip is ivory with a twisted gold wire wrap. The scabbard carries a three line engraved inscription. The sword was presented to FRANCISCO J. GONZALES on the occasion of his retirement from the Ecuadorian Army Infantry School in 1959. The silver sword knot is attached to a black leather strap with gold, blue, and red threads (Ecuadorian flag colors) stitched down the length of the strap.



Figure 37.




Figure 38. Ecuador—officer's presentation saber. Presented to: "FRANCISCO J. GONZALES ON THE OCCASION OF HIS RETIREMENT FROM THE ECUADORIAN INFANTRY SCHOOL IN 1959."

## GUATEMALA

“LIBERTAD 15 de SEPTIEMBRE 1821,” shown on the GUATEMALAN Coat of Arms which is cast into the guard of this saber, indicates the date that Central America declared independence from Spain. The saber is identical to an 1889 Army officer’s model shown in the Carl Eickhorn export catalogs. There are no identifying marks as to the maker. The saber shows considerable wear from heavy use. Both sides of the blade have very faint traces of extensive decoration.



Figure 39.



Figure 40. Guatemala—officer's saber.

## HAITI

This is a modern sword produced about 1990 for the elite presidential guard of the Haitian Army. Production of this sword was contracted through a U.S. company based in Virginia with the Spanish sword maker EBERLE. The sword is devoid of decoration and is bright chrome with a brass wire wrapped black plastic grip. Both sides of the guard fold.

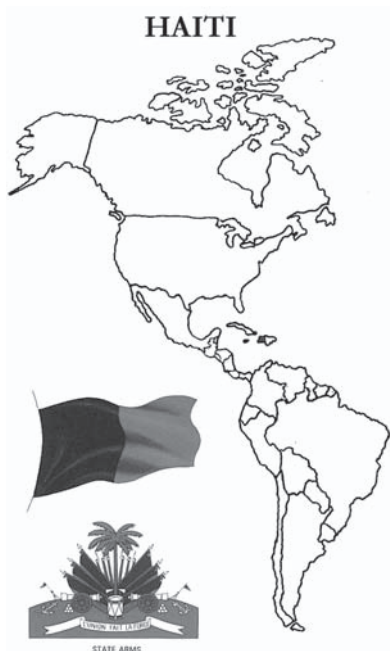


Figure 41.



Figure 42. Haiti—Presidential honor guard sword.

## MEXICO

The Mexican example I have chosen for this presentation is one of the worst condition sabers in my collection. Several factors influenced my selection. The saber is patterned after the 1822 French light cavalry saber and also resembles the U.S. 1840 cavalry saber. Markings on the blade indicate that it was manufactured by the Central Arsenal in Mexico City. The obverse ricasso is marked with the "Liberty Cap" emblem above the letters "RM" (Republic Mexico). The reverse ricasso is marked "AC MEXICO" (Central Arsenal, Mexico), which was located in Mexico City. There are no other marks. The leather grip covering is missing. The wire wrap remains. This is one of the two types of sabers pictured with the group of Rurales shown at the beginning of this presentation.



Figure 43.



Figure 44. Mexico—19th century trooper's saber.



Figure 45. Two campesino (peasant) soldiers. One on the left is holding a 19th century Mexican saber.



Figure 46. Mexican military cadet uniform. An interesting contrast to the previous picture (Figure 45).

## PARAGUAY

This saber, typical of many Latin American sabers, shows much use and abuse. It is a Spanish design and is marked “ARTILLERA FABRICA DE” on the obverse side and “TOLEDO ANO DE 1851” on the reverse. Additionally, there are floral and a figural etching on both sides of the blade. The one-piece solid guard appears to be nickel silver and is undecorated. Stamped across the knuckle bow between the sword knot hole and the pommel is “J. GURIEDA.” I do not know the significance of this marking.



Figure 47.



Figure 48. Paraguay—army saber.

## PERU

This is a Marina de Guerra del Peru sword (Peruvian Navy Sword). It is one of the latest additions to my collection. It was made by Weyersburg Kirschbaum & Compagine of Solingen, Germany. The brass guard is cast in deep relief with the Peruvian Navy coat of arms and a fouled anchor. This is a beautifully made sword with a fish skin wire wrapped grip. The blade cross-section is elliptical with nonopposing fullers on each side. (The fullers are not directly opposite each other.) The obverse ricasso bears the WKC trademark. One other unique feature is that the exterior decoration of the guard surface is reproduced on the inside of the guard.



Figure 49.

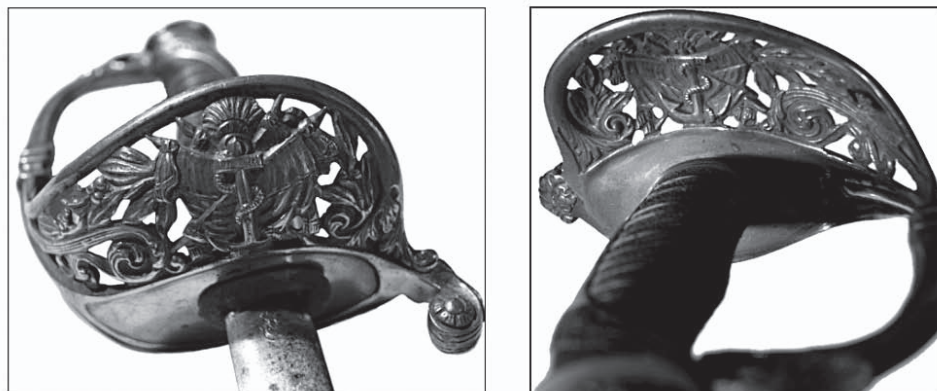


Figure 50. Peru—Navy officer's saber guard, two views, outside and inside, showing the same design.

## UNITED STATES OF AMERICA

Two of my most beautiful weapons are a presentation-grade U.S. model 1902 saber and an 1860 Staff and Field Officers sword. For this discussion, I selected the more uncommon of the two—the model 1902 U.S. SABER FOR ALL OFFICERS. This magnificent eagle head saber is silver mounted with red jeweled eyes and inscribed “CAPT. HAROLD KETCHUM.” To date, I have been unable to find information on Captain Ketchum. GERMANY is stamped on the obverse ricasso near the guard. The scabbard is also silver mounted.



Figure 51.



Figure 52. U.S.A.—M1902 silver eagle head officer's presentation saber.

## URUGUAY

A Uruguayan Police sword which, because of the overall appearance and quality, seems to be of domestic manufacture. The solid brass grip and guard show much use and wear. The spiral groove of the grip is worn smooth on the reverse side, which was probably carried next to the body. On the reverse ricasso, only a portion of the makers' name is stamped “BROQUA . . .” The remaining letters are obliterated. Below that is stamped “MONTEVIDEO.” The blade is only 24 3/4" in length with broad stopped fuller. The leather scabbard is fitted with a brass throat and tip.



Figure 53. U.S.A.—General John J. Pershing shown holding a M1902 saber.





Figure 54.



Figure 55. Uruguay—Police sword, probably domestic made.

#### VENEZUELA

This is the saber that started me on this journey of discovery. It is a high-ranking Venezuelan officer's saber. I acquired the piece in 1992 from a local militaria store. Although unmarked as to maker, it appears to be identical to one shown in a Carl Eickhorn catalog. The lion head pommel and quality of workmanship are typical of Eickhorn products. The Venezuelan coat of arms is cast in deep relief into the brass guard. Also note that the grip covering, which is damaged, is ivory colored celluloid over wood. This method of grip manufacture was widely used by many makers.



Figure 56.



Figure 57. Venezuela—high ranking officer's saber.

#### IN CONCLUSION

As stated early in this presentation, it is my hope the information presented today will awaken in some individuals the desire to further explore what is to me a neglected area of collecting. I am still searching for swords from several Central and South American countries to complete my goal of at least one specimen from each of the Western Hemisphere nations. If anyone has questions or information on the subject of this presentation, I will be pleased to discuss the topic further at their convenience.

## BIBLIOGRAPHY

A.M. de Quesada, Jr. & Ron G. Hickox, *Eickhorn Edged Weapons Exports Vol. 1 Latin America*. Pioneer Press Union City, TN, 1996.

Gerhard Windbiel, *Imperial German Edged Weapon Catalog and Price Guide*. Based on the 1908 Carl Eickhorn Company Catalog, Published by Antiques—Arms & Armour, Inc., Zieglersville, PA, 1985.

John Walter, *The Sword and Bayonet Makers of Imperial Germany 1871-1918*. The Lyon Press, 111 Lowther Road, Brighton, Sussex, UK, 1975.

Ltc. (Ret.) Thomas M. Johnson and Thomas T. Wittman, *Collecting The Edged Weapons of Imperial Germany, Volume I*. First Edition, Published privately by the Authors, 1988.

Dr. Whitney Smith, *Flags Through The Ages and Across The World*, McGraw-Hill Book Company, 1975.

Skipper Greenwade, *Me Fecit Solingen (Solingen Made Me) Third Reich Edged Weapon Production and Marketing*, First Edition, Published by the author, Printed by D. Armstrong Book Printing Co. Houston, Tx., 1987.

Catalog Reprint, *Weyersberg, Kirschbaum & Cie. 1892-1893*, Thurston Press, Printed in England by Antony Rowe Ltd., Chippenham, Wiltshire, 1997.

John D. Hamilton, *The Ames Sword Company, 1829-1935*, Second Printing, Andrew Mowbray Publishing Co., Lincoln, RI, 1994.

Facsimile Reprint, 19th Century Catalog, First Edition, *The Ames Sword Company Catalog*, Andrew Mowbray Publishing Co., 2003.

## PHOTOGRAPHS

All original sword photographs by Cody Hagler, Waxahachie, Texas.

Cover and layout—George Weatherly and Cody Hagler.

Figures 2, 3 Post cards, Unknown origin, photographs.

Figure 11 Photo—Saber Guard Foundry Pattern—Courtesy John Hamilton.

Figure 20 Photo—Mounted Canadian Trooper—Unknown origin.

Figure 45 Photo—Two Campesino (Peasant) soldiers courtesy Phillip Mowbray, *Man at Arms Magazine*.

Figure 46 Photo—Mexican Military Academy Uniform—Courtesy Scott Freeland.

Figure 52 Photo—General John J. Pershing holding M1902 saber—unknown origin.

## ILLUSTRATIONS

Figure 4—Original Drawing—George Weatherly.

Flag and state arms illustrations—*Flags through the Ages and Across the World*, Dr. Whitney Smith.

Figures 16, 17 WKC and Eickhorn Trademarks—*The Sword and Bayonet Makers of Imperial Germany 1871-1918*.

Figure 19 Mexican coat of Arms—*Flags through the Ages and Across the World*, Dr. Whitney Smith. 16th, 18th, 19th, 20th centuries.

## ACKNOWLEDGEMENTS

Special thanks to the following individuals who supplied me with invaluable support, patience, and guidance in this effort:

Peggy—My life's companion and helpmate. For her love, patience, and support.

Cody Hagler—Grandson—For his wonderful photography, patience, and computer expertise.

Keith Bailey—Who took the time to interrupt his work and share his immense store of knowledge with a total stranger.

Col. Rolfe Holbrook—Fellow A.S.A.C. member who helped me obtain some fine swords and background information on them.

John Hamilton—Fellow A.S.A.C. member and author who took time to share his knowledge and love of swords.

Billy Carter—Long-time friend and literary critic for his assistance in polishing my presentation.

Phillip Mowbray—For his constructive criticism, photos, and sharing his interest in sword collecting.

ADDENDUM

Due to time constraints for the oral presentation only fifteen swords were selected for discussion. An additional twenty-two are briefly covered in this addendum. Also included are tables of inspectors acceptance marks and Spanish to English translations for words inscribed on the swords. Much more information on each sword in the collection such as complete dimensions, finishes, closeup pictures of unique details and other information is available in the manuscript for *Swords of the Americas*.



26a ARGENTINE SHORT SWORD M1906. At first glance this appears to be a bayonet. However, there is no provision for attachment to a rifle bayonet lug. It is classified as a short sword. Overall length is 20".

26b ARGENTINE NATIONAL POLICE SWORD c1900. Unusual cross-section blade. There is a broad fuller on the obverse side only. The reverse has no fuller.



28a BRAZILIAN MILITARY CADET SABER c1869. High-quality blade etching and hilt casting. Maker, Alex Coppel Solingen, Germany. Brazilian Coat of Arms cast on obverse langet. "Escola Militar" etched on obverse side of blade, "Estados Unidos do Brazil" on reverse side.

28b BRAZILIAN TROOPER'S SABER. Large black painted half-basket guard with impressed Brazilian Coat of Arms. Brass ribbed grip panels.



28c BRAZILIAN ARTILLERY SABER. Large half-basket steel guard with impressed crossed cannon barrels and large letters "E.U.B." Compressed leather grip panels.

28d BRAZILIAN TROOPER'S SABER. Large steel half-basket guard with large impressed lettering "E.U.B. SAO PAULO." Wood grip panels.



30a CANADIAN CAVALRY TROOPERS SWORD c1915. This very large sword (42" overall) is actually a British M1908 cavalry sword with Canadian surcharge markings. Large letter C with British broad arrow mark inside.



34a COLOMBIAN CAVALRY SABER c1895. Blade ricasso is marked on the obverse side "EJERCITO de COLOMBIA" (The Army of Colombia). The reverse side is marked "ARTILLERIA Ca NACIONAL TOLEDO" (National Armory Toledo).



32a CHILEAN CAVALRY TROOPER'S SABER. Manufactured in France with French markings. Only a Chilean inspectors acceptance mark on the reverse blade identifies it as a Latin American saber.


32b CHILEAN NATIONAL POLICE SWORD c1895. The half-basket steel guard is impressed with the Chilean Coat of Arms. Molded black hard rubber grip. The blade is marked "POLICIA FISCAL CHILE."



36a CUBAN COAT OF ARMS. As it appears on the langet of a Cuban officer's saber.



36b CUBAN OFFICERS SABER MADE BETWEEN 1886 and 1921. Elaborate high-quality etching on both sides and top of blade. Black fish skin, wire wrapped grip "REPUBLICA DE CUBA" etched on reverse side of blade. "EJERCITO" on the obverse side in large letters.



**38a ECUADORIAN NATIONAL POLICE CHIEF'S SWORD.** All metal surfaces, including the scabbard, except the blade are brightly gilded. Blade has large lettering "POLICIA NACIONAL" on the obverse side. On the reverse side appears "ECUADOR." The National Police Coat of Arms is deeply cast into the guard.

**38b ECUADORIAN NAVY OFFICERS SWORD c1990.** This sword is nearly identical to 38a except it has the Ecuadorian National Coat of Arms on the guard and a black leather covered scabbard. The blade has a spread-wing Condor perched atop a fouled anchor etched on the obverse side. Dreadnought-style warships are etched on both sides of the blade.



**42a HAITIAN PARADE SWORD c1990.** Produced for a Haitian Army elite guard unit. Bright chrome finish with black molded plastic, wire wrapped grip. Both sides of the guard fold, obverse upward, reverse downward.



**40a GUATEMALAN TROOPERS SABER c1893.** A very plain weapon with a pressed steel bowl guard adorned with an embossed sheet brass Coat of Arms. The blade has been broken near mid-point, overlapped, riveted, and hammer-welded for repair. A typical field repair in remote regions.





44a MEXICAN OFFICER'S SABER. Silver Eagle head pommel and back strap. 19th century Mexican Coat of Arms cast in deep relief on guard. Carl Eickhorn 1906 Trademark stamped on ricasso, TOLEDO etched on blade.



44b LION HEAD MEXICAN HUNTING SABER. Cast brass grip, "S" guard with chain. Possibly used as a combat saber.



44c MEXICAN MILITARY ACADEMY SHORT SWORD (Dirk). "S" cross guard with acorn finials. Cast brass Eagle Head pommel. White celluloid wire wrapped grip. Obverse langet has early 20th Century Mexican Coat of Arms, surrounded by lettering "Universidad Militar Latino Americana Mexico df." Blade measures 18 1/8". Black leather covered scabbard.



44d MEXICAN SHORT SWORD (ALTERED SABER). Blade shortened, tip reground to 18 1/4" length. Knuckle bow removed, grip covered with single piece of leather. Blade marked "Peter Hendrichs" on reverse ricasso. Could be used as a machete.



50a PERUVIAN NAVY OFFICER'S SWORD. Beautifully made by WKC in Solingen, Germany. Finely cast brass guard with Peruvian Navy Coat of Arms, One piece pommel and back strap. Elliptical cross-section blade with narrow nonopposing fullers on each side.



48a PARAGUAYAN SABER, M1851. Made in Toledo, Spain. Smooth pressed shallow bowl guard appears to be nickel silver. Wood grip covered with fish skin, wire wrap missing.



50b PERUVIAN OFFICER'S SWORD. Made by Ernst Busch, Solingen, Germany. Beautifully etched blade with Peruvian Coat of Arms etched on obverse side of blade. Black molded grip with twisted wire wrap. All metal surfaces are bright nickel finish.



52a UNITED STATES of AMERICA M1902 SABER FOR ALL OFFICERS. Standard model, still in use today for parades and ceremonies. Black molded grip with finger grooves. Elaborately etched blade. Bright nickel or chrome finish.



52b UNITED STATES of AMERICA M1860 STAFF AND FIELD OFFICER'S SWORD. Beautiful high-quality cast and gilded guard, knuckle bow, and pommel. All casting is of extremely fine detail.



52c UNITED STATES of AMERICA M1913 CAVALRY SWORD. A large (42" overall) sword made by Springfield Armory in 1914. Also referred to as the "Patton" sword. This was the last official U.S. Combat sword.



52d UNITED STATES of AMERICA MILITARY ACADEMY SWORD, 1872-1922. This was the second cadet sword of this pattern. Cast brass cross guard with Eagle head finials. The cast brass grip is molded to resemble tightly twisted wire wrap. The center of the cross guard has "MA" in Old English style letters on the obverse side. The Guard, grip, and pommel are gilded.













55a URUGUYAN MILITARY OR POLICE SWORD c1800. The cast brass grip is worn nearly smooth, attesting to much use. The quality of this sword suggests it was probably made in Uruguay and not by one of the European makers. Only six letters of the makers name are legible above Montevideo on the ricasso.











57a VENEZUELAN NAVY OFFICER'S SWORD. The Venezuelan Coat of Arms is etched on the obverse side of the blade. The reverse side etching includes "FUEZAS ARMADAS DE VENEZUELA." The Coat of Arms is also cast into the obverse langet. All metal hilt parts are gilded. The grip is molded white plastic with twisted wire wrap.

# Inspector and Acceptance Marks Found on Western Hemisphere Swords



COUNTRY	MANUFACTURER	MARK	LOCATION OF MARK	SWORD TYPE	COUNTRY	MANUFACTURER	MARK	LOCATION OF MARK	SWORD TYPE
ARGENTINA (1)	W K C (*)	A 	TOP OF BLADE (1) KNUCKLE BOW (2) SCABBARD DRAG	NATIONAL POLICE SWORD (1893)	CHILE (1)	E.F.HORSTER	38 2	BOTTOM SIDE OF REVERSE FOLDING GUARD SCABBARD, LOWER CARRY RING BAND	AIR FORCE SMALL SWORD
ARGENTINA (2)	W K C (*)	 A R M G E B	TOP OF BALDE KNUCKLE BOW POMMEL CAP FERREL QUILLION (1) SCABBARD THROAT (2) SCABBARD THROAT SCABBARD NEAR THROAT	CAVALRY SABER (1898)	CHILE (2)	UNMARKED	P 2 124 32	KNUCKLE BOW NEAR POMMEL KNUCKLE BOW BELOW SWORD KNOT HOLE OBVERSE SIDE OF LEATHER SCABBARD. 2" BELOW THROAT	POLICE SWORD (1895 - 1912)
ARGENTINA (3)	W K C (*)	 R G T Z E B	TOP OF BLADE POMMEL CAP EDGE OF GUARD BOTTOM OF GUARD BOTTOM OF GUARD RICASSO (BOTTOM EDGE) SCABBARD THROAT SCABBARD NEAR THROAT	SHORT SWORD (1909)	CHILE (3)	CHATELLERAULT, FRANCE	JH     491   	TOP OF BLADE OBVERSE RICASSO REVERSE RICASSO CHILE ACCEPTANCE MARK INSIDE GUARD BETWEEN FERREL AND QUILLION TOP OF SCABBARD BETWEEN THROAT AND CARRY RING REVERSE SIDE SCABBARD NEAR THROAT	CAVALRY SABER
BRAZIL (1)	UNMARKED	NO MARKS	NO INSPECTOR OR ACCEPTANCE MARKS ON SWORD OR SCABBARD	OFFICES SWORD (1893)	COLUMBIA	NATIONAL ARSENAL, TOLEDO	U 20	TOP FRONT LIP OF GUARD UNDERSIDE FRONT LIP OF GUARD	CAVALRY SABER (1895)
BRAZIL (2)	ALEX COPPEL	G	OBVERSE RICASSO	MILITARY ACADEMY (1869)	CUBA	CARL EICKHORN	NONE	NO INSPECTORS OR ACCEPTANCE MARKS ON SWORD OR SCABBARD	OFFICER'S DRESS SWORD (1886 - 1921)
BRAZIL (3)	ALEX COPPEL	NO MARKS	NO INSPECTOR OR ACCEPTANCE MARKS ON SWORD OR SCABBARD	SABER (1913 - 1925)	ECUADOR (1)	E & f HORSTER	NONE	NO INSPECTORS OR ACCEPTANCE MARKS ON SWORD OR SCABBARD	OFFICER'S DRESS SWORD
BRAZIL (4)	ALEX COPPEL	M	TOP OF BLADE	SABER (1913 - 1925)					
BRAZIL (5)	E U B S. PAULO	<del>98</del> M 111	KNUCKLE BOW	SABER					

(\*) - WEYERSBURG, KIRRSCHBAUM, & COMPAGNIE, SOLINGEN, GERMANY

COUNTRY	MANUFACTURER	MARK	LOCATION OF MARK	SWORD TYPE
CANADA (1)	ROBERT MOLE & SONS	  P 08   6 E E X   1 D E 2 '18 E   MOLE '15  R.S.C. 5    MOLE  M B3 '15	BOWL OF GUARD AND ON QUILLION GRIP NEAR POMMEL TOP OF BLADE  OBVERSE RICASSO  REVERSE RECASSO  SCABBARD, TOP EDGE  SCABBARD, REVERSE SIDE NEAR THROAT  SCABBARD, TOP EDGE BELOW CARRY RING	CAVALRY TROOPERS (1918)
CANADA (2)	WILLIAM SCULLY LTD. MONTREAL	NONE	NO INSPECTOR OR ACCEPTANCE MARKS ON SWORD OR SCABBARD	P 1897 OFFICERS LEVEE SWORD (1910 - 1936)






# Inspector and Acceptance Marks Found on Western Hemisphere Swords

COUNTRY	MANUFACTURER	MARK	LOCATION OF MARK	SWORD TYPE
ECUADOR (2)	NEWTEL		OBERSE RICASSO PROVED IN CENTER OF 6 POINTED STAR	NAVY OFFICER'S DRESS SWORD
ECUADOR (3)	UNKNOWN	D & P	REVERSE RICASSO	NATIONAL POLICE CHIEF'S SWORD
GUATEMALA (1)	UNKNOWN	NONE	NO INSPECTORS OR ACCEPTANCE MARKS ON SWORD	OFFICER'S DRESS SWORD
GUATEMALA (2)	UNKNOWN	NONE	NO INSPECTORS OR ACCEPTANCE MARKS ON SWORD	DRESS SWORD
HAITI	EBERLE	NONE	NO INSPECTORS OR ACCEPTANCE MARKS ON SWORD	DRESS SWORD
MEXICO (1)	CARL EICKHORN		REVERSE RICASSO	OFFICERS SWORD
MEXICO (2)	CENTRAL ARMORY	LIBERTY CAP RM <hr/> A C MEXICO	OBERSE RICASSO  REVERSE RICASSO	CAVALRY SABER
MEXICO (3)	UNKNOWN	NONE	NO INSPECTORS OR ACCEPTANCE MARKS ON SWORD	CADET SHORT SWORD
MEXICO (4)	UNKNOWN	NONE	NO INSPECTORS OR ACCEPTANCE MARKS ON SWORD	HUNTING SWORD
MEXICO (5)	PETER HENDRICHS	NONE	NO INSPECTORS OR ACCEPTANCE MARKS ON SWORD	SHORTENED SWORD

COUNTRY	MANUFACTURER	MARK	LOCATION OF MARK	SWORD TYPE
VENEZUELA (1)	UNKNOWN	NONE <hr/> 66	NO INSPECTORS OR ACCEPTANCE MARKS ON SWORD  SCABBARD, REVERSE SIDE OF THROAT FITTING	HIGH RANKING OFFICERS SWORD
VENEZUELA (2)	RUSSELL UNIFORM CO.	NONE	NO INSPECTORS OR ACCEPTANCE MARKS ON SWORD	NAVY OFFICERS DRESS SWORD

## Inspector and Acceptance Marks Found on Western Hemisphere Swords

## Translation of Words Found on Western Hemisphere Swords

COUNTRY	MANUFACTURER	MARK	LOCATION OF MARK	SWORD TYPE
PARAGUAY	UNKNOWN	NONE	NO INSPECTORS OR ACCEPTANCE MARKS ON SWORD OR SCABBARD	DRESS SWORD
URUGUAY	BROQUAN.....? MONTEVIDEO	NONE	REVERSE SIDE RICASSO	POLICE SWORD
USA (1)	HENDERSON AMES	GERMANY  18	REVERSE RICASSO  ON REVERSE SIDE OF SCABBARD NEAR THROAT, ON TOP BAND, LOWER AND DRAG	OFFICER'S DRESS SWORD M1902
USA (2)	UNKNOWN	GERMANY  	OBVERSE RICASSO  OBVERSE RICASSO	PRESENTATION M1902 OFFICERS SWORD
USA (3)	M. C. LILLEY	11	OBVERSE SIDE OF HANGER BAND, DRAG FITTING	WEST POINT CADET SWORD (1872 - 1922)
USA (4)	M. C. LILLEY	MADE IN GERMANY 	REVERSE RICASSO	1860 STAFF & FIELD OFFICERS SWORD
USA (5)	SPRINGFIELD ARMORY	US 22620  S & A 1914	OBVERSE RICASSO  REVERSE RICASSO	1913 CAVALRY SWORD

WORD	TRANSLATION
AERA	AERIAL
AMERICANA	AMERICAN
ANO DE 1851	YEAR OF 1851
ARMADAS	NAVY
ARMERIA	ARMORY, ARSENAL
ARTILLERIA	ARTILLERY
CABALLERIA	CAVALRY
DE	OF
EJERCITO	ARMY
ESCUELA	SCHOOL
ESCOLAR	SCHOLASTIC
E.U.B.	UNITED STATES OF BRAZIL
FABRICA	FACTORY
FISCAL	ATTORNEY GENERAL
FUERZA	POWER
FUERZAS	FORCES
INDEPENECIA	INDEPENDANCE
INFANTERIA	INFANTRY
LATINO	LATIN
LOS	THE
MARCA	MARK (MARCA DE FABRICA) TRADEMARK
MILITAR	MILITARY
MODELO	MODEL
NACIONAL	NATIONAL
OFICIALES	OFFICIAL
PARA	TO, IN ORDER TO
POLICIA	POLICE
REGISTRADA	REGISTERED
REPUBLICA	REPUBLIC
SABLE	SWORD
TROPAS	TROOPS
UNIVERSIDAD	UNIVERSITY