

JIM GOODING'S GUN LOCK COLLECTION  
AND CATALOGUE.


## AN INTRODUCTORY NOTE

JIM GOODING HAD A VAST GUN LOCK COLLECTION. ALONG WITH PERCUSSION PRIMERS, IT WAS HIS MAJOR COLLECTING INTEREST. WHEN HE DIED IN 2012, HE LEFT FRONT AND BACK PHOTOS HE HAD TAKEN OF ALMOST EVERY LOCK, AND A DETAILED “GUN LOCK COLLECTION CATALOGUE”. HE ALSO HAD A PLAN TO PRESENT THE COLLECTION, WITH DESCRIPTIONS, AS THE MISSING CHAPTER 14 IN HIS UNFINISHED BOOK “AN AIDE MEMOIR TO FIREARMS IGNITION IDENTIFICATION 1400-1900...”, A HISTORY OF FIREARMS DEVELOPMENT. YOU CAN FIND THAT BOOK ON THIS WEBSITE, JUST ABOVE THIS LOCK CATALOGUE. TO LEARN MORE ABOUT THE MANY PRIMERS MENTIONED HERE, YOU CAN LOOK THROUGH JIM’S OTHER BOOK, “EARLY PERCUSSION PRIMER IDENTIFICATION”, JUST BELOW THIS CATALOGUE.

FORTUNATELY THE LOCK PHOTOS INCLUDED THEIR CORRESPONDING GUN LOCK COLLECTION CATALOGUE NUMBERS, SO WE HAVE COMBINED EACH PAIR OF PHOTOS WITH ITS CORRECT DESCRIPTION WRITTEN BY JIM. AFTER PROJECT CONCEPTION (WILL), PHOTO EDITING AND FILE-SIZE CONTROL (BRIAN), POWERPOINT CONSTRUCTION AND PDF CONVERSION (MATTHEW), AND OVERALL EDITING (ALL THREE OF US), WE’RE ABLE TO ADD THIS VERSION OF JIM’S ”CHAPTER 14” TO THE ASAC WEBSITE.

WILL ADYE-WHITE                    [powdertin@sympatico.ca](mailto:powdertin@sympatico.ca)  
BRIAN GODWIN                      [bgodwin13@btinternet.com](mailto:bgodwin13@btinternet.com)  
MATTHEW SCHNEIDERMAN   [schneiderman615@gmail.com](mailto:schneiderman615@gmail.com)

DECEMBER 2025.



### **001 Wheellock Brescian**

A 17th century Brescian wheellock marked on the inside of the plate with the initials FG and a lily which, according to a letter from the late count Nolfo Di Carpegna, may be the mark of Francesco Garatto of Brescia (although he has since revised this opinion and considers it unidentified). It is one of the seven locks by this maker recorded by Di Carpegna (1997) pp. 59-60, No. C1.

*Plate Length:* 165mm

*Provenance:* Homer S. Robinson, Ottawa, c.1953. He was commander of the occupational forces at Brescia at the end of WWII and was given this lock by the Mayor of that city when he left that post.

*References:* Letter, Nolfo Di Carpegna, 14 January, 1972.



**002 Flintlock Dutch? archaeological,  
plate only, NY, Seneca village  
destroyed 1687.**

This archaeological flintlock plate with the rounded baseline profile of a French wheellock was a surface find at the Boughton Hill Site, an Iroquois (Seneca) village in New York State destroyed by the French under the Marquis de Denonville on July 14, 1687. It was de-accessioned (if it was ever accessioned) by the director of the Museum of the Fur Trade, Chadron, Neb., 1971.

*Plate Length:* 103mm

*References:* See letter, C.E. Hanson,  
18 August, 1971; J.R. Mayer.

*Flintlocks of the Iroquois*, Rochester, 1943,  
p. 22.



**003 Flintlock Henry Nock, screwless, 5½ inch musket size, with flash guard.**

Nock's screwless lock for the No. 3 or No. 5 (trial designations) 1796 Nock Pattern Carbine for light and heavy cavalry. It is engraved with the crown over GR on the flash guard, *H. NOCK* and a crowned broad arrow below the pan and a small S over a larger TP on the tail, inside of the lockplate. (see also 003, 041, 114, 219, 237).

*Plate Length:* 142mm

*References:* Blackmore, 1956, pp. 108-9.




**004 Copper Cap Plain, bar action previously unmounted, case-hardened color.**

English percussion bar action lock with round hammer and simple engraved border design. It retains its casehardening color and all of its original varnish. Marked on the inside *J I (?)* over *C* in a shield and over stamped *1*.

*Plate Length:* 116mm

*Provenance:* From the stock of Robert Duncan, the Montreal gunsmith, who ceased business in the early 1950s.

*Acquired:* Chas. J. Purdon, April 1984.



**005 Tape Primer Greene's carbine from British Ordnance purchase, 1858.**

A back-action lock with Maynard primer magazine. Stamped *Mass Arms Co., Chicopee Falls 1858* and a crown over *VxR*. In 1858, 2,000 Greene carbines were shipped to the Board of Ordnance but they were relegated to "Hold in Stores" status where they remained. In 1946, some, along with spare or forcefully removed locks, were sold to Harold Young a New Jersey antique gun dealer and W.W. Greener. Greener's were subsequently sold at auction in the 1960s. The carbines were sold with an instruction sheet in the patch box and a roll of primers tied with a wire in the primer magazine. All were in unused condition. See also 162 for added text.

*Plate Length: 140mm*

*References: B.R. Lewis, "The Greene Carbines," CJAC, Vol. 6, No. 1 (Feb. 1968) pp. 17-20; H.L. Blackmore, British Military Firearms, p. 282; C.H. Roads, The British Soldiers Firearms, 1850-1864. London, Herbert Jenkins, 1964, p. 283*



**006 Copper Cap Hudson's Bay Company bar action marked "Made in England," post 1890.**

Left hand percussion bar action lock stamped *Hudson's Bay Company* over *Made in England* and engraved with scroll decoration. See also 033 and 142. The inside of 006 is plain, 033 is stamped *II*, and 142 is stamped 36. These locks were a regular item of trade to be sold as replacements for the Imperial line of single- and double-barrel shotguns.

*Plate Length: 114mm*



**007 Copper Cap Danish converted from Flintlock in the mid 1840s.**

A right percussion Danish lock with a round plate, converted from flint. There are no marks on the outside of the plate but the inside bears the initials *x, L* and *JH* in a square. There is a hammer safety of the design used on arsenal production dated 1848.

*Plate Length:* 157 mm

*References:* Vaabenhistorisk Aarbøger, Vol. XXVII, 1981, pp. 7-35.




**008 Cartridge Pair, bar action with Thomas Rigby's design and railroad engine decoration.**

A pair of rebounding locks with the features covered in Thomas Rigby's provisional English patent 332 of February 6, 1867. Rigby, of Bradmore Penn, near Wolverhampton, England, is recorded variously as a gunlock maker or an action maker from 1867 until at least 1880. The right lock is stamped with the design of a railway engine of the period but both are stamped with the initial's TF in a square on the inside.

*Plate Length: 110mm*

*References: Louis S. Cherepy, Sr., A Rebounding Lock ... pp. 32-3, Fig. 19.*





**009 Copper Cap Engraved “Whitmore’s Improvement.”**

A percussion bar action lock with scroll engraved plate and hammer, and “Whiteman’s Improved Percussion.” The removeable hammer nose is drilled very deep suggesting percussion cap, but it could also be for patch ignition or an as yet unidentified primer. Mainspring missing.

*Plate Length:* 121mm

*References:* Bailey & Nie record a William E. Whiteman, Patent gunmaker and philosophical instrument maker on Market Place, Malton, Yorkshire, 1821-1828; Blackmore (1986) records a Stephen Whiteman at Chamber St., White’s Yard in 1819 and 1822.



**010 Copper Cap Engraved “Lancaster’s Improvement.”**

A back-action lock engraved with pheasants and "*C. Lancasters Improvement*" but with no evidence of what that improvement might be. It is stamped 'IP' on the inside, one of the marks of Joseph Brazier of Wolverhampton who was described by Peter Hawker as “the great lock maker of Britain.” Mainspring missing, but no evidence of other losses.

*Plate Length:* 153mm

*References:* A surviving, cased, tubelock gun by Charles Lancaster is accompanied by a bag of tubes measuring .090 x.635 to .647 inch long, described as his “Improved percussion primers.”



**011 Copper Cap Forsyth & Co. roller primer, S/N 2930, converted to caplock.**

A Forsyth & Co. roller primer lock converted to percussion cap. The serial number 2930 indicates manufacture in 1821. Sear spring missing. (see also 089, 144, 145, 146).

*Plate Length:* 119mm

*References:* D.H.L. Back *Forsyth & Co.* II, p. 44.



**012 Copper Cap Continental back action lock with pierced hammer.**

An unsigned back action percussion lock with engraved plate and hammer, and pierced decoration along the back of the hammer.

*Plate Length: 112mm*



**013 Air Un-cocked air gun action No. JT-12887 by James Townsend, Birmingham.**

Air gun action of round form for a muzzle loading single shot pneumatic air cane gun.

Unmarked except for the serial No. JT-12887 of James Townsend who made air canes and guns at 11 Sand Street, Birmingham between 1845 and 1869.

*Plate Length:* 150mm (124mm overall)

*References:* Personal correspondence, Dr. Robert Beeman, Michael Carrick.




**014 Miquelet Spanish military, M.1789.**

The second version of the Spanish Model 1789 carbine lock.

*Plate Length: 138mm*

*References: Calvo, Juan Louis. Armamento reglamentario y auxiliar del ejercito Espanol. Book 1. Barcelona, 1975.*



**015 Miquelet Spanish by Astiazaram at Ribes, c1800.**

Spanish miquelet by Astiazaram located at Ribes in Spain. It is stamped with the Astiazaram mark behind the pan and engraved *PRO MIG* under the mainspring. Top jaw and screw restored.

*Plate Length:* 136mm

Reference: Bartholome & Pedro Astiazaram, gunmakers, Placencia, Spain 1780 -1815: E.Heer, *Der Neue Stockel 1*, Switzerland 1978, p.33.



**017 Flintlock French by Chaleier for match locks to be altered to flintlock, 1693.**

A flintlock of large proportions with reinforced and decorated cock. The lock is engraved in front of the cock with a crown over crossed anchors over “L”. Stamped on the inside of the plate “I. CHALEIER” a St. Etienne gunmaker active in 1700. This mark (with the Christian name initial M) is der *Neue Stöckel* No. 1235. This lock is of the same pattern as 600 made in 1693 “to convert 600 large muskets [matchlocks] to fusils [flintlocks] which are in the magazine [at Brest],” illustrated in a 1693 dated report in the National Archives, Paris.

*Plate Length:* 179mm

*References:* Archives Nationales, Marine, G5, Vol. 203. Jarlier, V.1, col. 52; E. Heer, *Der neue Stöckel*, J. Verlag Schwend, Swabisch Hall, Switzerland, 1978, p. 202.

EDITOR’S NOTE: The missing numbers (e.g. there is no #016) throughout are the way Jim constructed the photo set and the Gun Lock Collection Catalogue.



**018 Flintlock with Dog Safety British military, c1704.**

A doglock of the style introduced by the British military c.1704 with flat plate, cock, and dog.

Stamped on the inside *M* over *RX* in a three-lobed punch mark.

*Plate Length:* 187mm

*References:* H.L. Blackmore, *British Military Firearms*, pp.42-3, pl. 8.





**020 Flintlock Early English lock, c.1630.**

An early example of a Type 1 English lock with a flat profile cock body. A notch on the curved extension of the sear engages in a projection on the lower edge of the tumbler, providing an efficient half cock position.

*Plate Length: 192mm*

*References: Rimer, Graeme. The Typology of 17th century Flint-locks in the Popham Armoury at Littlecote House. Arms Collecting, Vol. 25, No. 4 (Nov. 1987), pp. 111-124; Brian Godwin, Et al. "The English Flintlock, Its Origins and Development." Park Lane Arms Fair 20th Anniversary Volume, London, 2003, pp. 49-91.*



(021: SEE NEXT SLIDE)

**021 Flintlock American brass cannon lock engraved "E. Hiddon, Phila."  
c1830-40.**

Brass cannon lock engraved with the number "1" on the right-side plate and inside, under the mainspring, "*E. Hiddon Phila*"

*Plate Length:* 125mm

*References:* Gaede, Frederick C.

"Enoch Hidden and his Cannon Locks."

*Arms Collecting*, Vol. 36, No. 4.



EDITOR'S NOTE: Although Jim's original Catalogue entry says "Hidden" [corrected here], and Fred Gaede's article is titled "...Hidden...", AND two websites listing details for American gunmakers say "Hidden", this lock clearly says "Hiddon". One of those sites gives "Hiddon" as an alternate spelling. In the 17<sup>th</sup>, 18<sup>th</sup>, and even the 19<sup>th</sup> centuries, gunmakers' names were spelled various ways.



**022 Copper Cap Italian miquelet conversion to percussion marked Celalba.**

A percussion miquelet lock converted from flint, engraved *celalba*,  
a village in northern Umbria, on the inside.

*Plate Length: 139mm*



**023 Snaphance Moroccan with flat plate and round cock and frizzen profile.**

A snaphance lock with flat plate, ridged cock body and decorated battery arm.

The bar between the buffer and the battery spring is joined in the center with a decorative ring.

The circular fence has a decorative lip on the inside which overhangs the pan.


*Plate Length: 214mm*



**024 Miquelet Ottoman military, plain, with horns.**

An Ottoman/Turkish miquelet of the 18th/19th century. The cock has horns, rather than the more common ring, the frizzen to cock bar is decorated. See 204.

*Plate Length: 85mm*



**025 Flintlock English left, rainproof pan, unfinished, c.1830.**

A late English flintlock in the white, for the left side with rainproof pan. Sear spring missing. This lock is fully filed and polished except for the inside of the curve from the lower jaw to the breast of the cock which still has the marks left by the chisel which shaped it.

*Plate Length: 113mm*



**026 Miquelet Portuguese trade lock with the initials "DP."**

A right-hand, simple, flint-lock of typical Portuguese "fecho de no" construction intended for the African trade in the late 19th, early 20th century with the initials "DP" behind the pan. See also 079.

*Plate Length: 129mm*



**027 Miquelet Spanish, (Neapolitan), with undecipherable mark on the frizzen,.**

A Neapolitan miquelet of the form popular in Southern Italy, particularly Naples, in the 18th century. There is an undecipherable maker's mark or town mark on the frizzen.

*Plate Length: 139mm*



**028 Miquelet Kayble, with embossed brass overlay and coral decoration.**

Algerian miquelet with dog catch, engraved brass overlay and a coral bead inlet into the dog.

*Plate Length: 178mm*



**029 Flintlock Back action percussion military, converted to flintlock for the African trade.**

A back-action percussion (Brunswick?) military lock converted to flintlock for the African trade in the late 19th century. A new casting consisting of a brass pan and a steel frizzen is stamped "GI" on the inside. The lockplate is stamped "HH." The screw hole for fastening the lock to the stock (located in the new part) has not been drilled.

*Plate Length: 194mm*



**030 Flintlock French, left lock, unused, unfinished.**

A French, left hand flintlock with semi rainproof pan, in the white.

Stamped on the inside with "M" and "&(?)." Lightly pitted overall.

*Plate Length: 124mm*




**032 Flintlock Manton carbine, dated 1836 (Pattern 1833).**

A Manton Pattern carbine lock engraved with “W” [crown] “R” over *TOWER* and dated 1836, 1006 of which were made by Joseph Brazier of Wolverhampton. On 12 November 1834, 1000 Pattern 1833 carbines designed by Charles Manton, Master Furbisher, were authorized half to be made at Enfield and half by 10 London gunmakers.

Although the dates 1835 & 1836 appear on the locks, they were not completed until 28 June 1837 when the final batch were reported ready. Deliveries were 297 in Feb. 1836; 292 in Mar. 1837; and 411 on 28 June 1837.

*Plate Length:* 139mm

*References:* Blackmore, *British Military Firearms*, pp. 144, Pl. 54; S.J. Gooding, “Manton's Pattern 1833 Carbine”, *The Gun Report*, Feb. 2006, pp.26-31.



**033 Copper Cap Hudson's Bay Company trade gun replacement left lock.**

Left hand percussion bar action lock stamped *HUDSON'S BAY COMPANY* and *Made IN ENGLAND* and engraved with scroll decoration. See also 006 and 142. The inside of 006 stamped // this one is plain, and 142 is stamped 36. These locks were a regular item of trade to be sold as replacements for the Imperial line of single- and double-barrel shotguns.

*Plate Length: 115mm*



**034 Miquelet Kayble, with brass overlay, dated 1226AH/AD1811.**

An Algerian miquelet lock with brass overlay on the plate dated 1273 (1856).

*Plate Length: 175mm*



**035 Miquelet Ottoman, (boyliya) silver overlay dated for 1811.**

A Bulgarian “boyliya” lock, with lightly engraved border on a silver overlay on all major parts, small lacuna on top jaw. A brass overlay on the frizzen is dated 1226 [1811].

*Plate Length: 112mm*

*References: Nikola Daskalov. Weaponry of the Past.*



**037 Tape Primer US military Remington Model 1855, Maynard primer, fire damaged.**

Remington Model 1855 rifle lock with Maynard tape primer ignition. This lock has been through a fire and all temper has been lost although detail remains.

*Plate Length: 170 mm*



**038 Flintlock British Wall or Rampart gun by Brander & Potts, London, 1815-20.**

A British flintlock wall gun lock, engraved on the flat style lockplate *BRANDER & POTTS LONDON*.

The 9¼ inch lockplate and cock are engraved with a double line border.

*Plate Length: 238 mm*




**039 Flintlock Souvenir of the Ordnance storehouse fire October 30, 1841.**

The Grand Storehouse at the Tower of London was completely destroyed by fire on October 30, 1841 with the loss of 90,000 stands of arms. This accretion consisting of an iron pistol lock, fused brass trigger guards and other parts, is one of the souvenirs of the fire sold in the weeks that followed. Mounted on a Victorian base of lapis lazuli and gilt brass. (see also 134).

*Plate Length:* Lock 135 mm

*References:* Guy Wilson. "The Great Awful Conflagration of 1841." *Strange Stories from the Tower of London*. 1976, pp. 34-39.



**040 Flintlock Henry Nock's Volley gun, 1st pattern, 1780.**

A back action flintlock made for a first model Nock's Volley Gun, the design of which was presented to the Board of Ordnance by James Wilson in July, 1779. Two patterns of lock were produced, this, the earlier of the two in which the internal springs were behind the cock and the frizzen spring behind the pan in the manner of the Queen Anne pistol, was first manufactured in 1780. Engraved with a crown over *GR* and *Tower*; no internal markings. Blackmore records his manufacture of 655 Volley guns between 1780 and 1788.

*References:* HL Blackmore, "The Seven-Barrel Guns." *JAAS* Vol. 1, No. 10, (June, 1955); *British Military Firearms*, p. 91; In F. Bannerman's 1929 catalog (p. 76) they had one only at \$6.50.



**041 Flintlock Henry Nock's 4¾ inch screwless lock, for pistols and carbines.**

Nock's screwless lock for pistol and rifle. Engraved with the crown over *G.R.* behind the pan and the initials IF or TF on the backplate. (see also 003, 114, 219, 237).

*Plate Length:* 121mm

*References:* Howard L. Blackmore, 1956, plate XXI, p. 90; 1961, p. 124, pl. 32 (bottom).



**042 Flintlock with Dog Safety English Type 2 lock, c.1670, with flat profile and dog catch.**

A classic English doglock with horizontal acting sear, of the last half of the 17th century.

*Plate Length:* 141mm

*References:* G.T. Howard, "Some Notes on the Dog-Lock and on one in Particular." *Arms Collecting*, Vol. 22, No. 3 (Aug. 1984), pp. 93-97. Godwin, Brian C., John S. Cooper and Michael G. Spencer.

"The English Flintlock; its Origins and Development." *Park Lane Arms Fair Catalogue*, 2003. pp. 49-90.



**043 Miquelet Roman “a la romano” lock, c.1650.**

An early, undecorated, miquelet lock *a la romano* with a ring flint screw

*Plate Length: 164mm*



**044 Snaphance Italian marked "C.O."**

An Italian (Tuscany) snaphance c.1650-60, marked "C.O" on the interior, the mark of an unidentified maker.

*Plate Length:* 115mm

*References:* Nolfo di Carpegna "A Summary of Notes ..." in Held, *Art, Arms & Armour*, p. 320, and note 11.



**046 Copper Cap American, probably Pennsylvania, mule-ear/side hammer lock.**

Small, American percussion Mule Ear lock, unsigned but with lightly engraved floral and scroll design.

Lacking the flat mainspring.

*Plate Length:* 114mm

*Provenance* George F. Harding Museum, Chicago, Sotheby NYC sale, Nov. 25, 1986, Lot No. 578.



**047 Copper Cap Mule ear over/under double barrel by H.W. Eldredge, Angelica NY, 1849-65.**

Percussion Mule Ear lock with two hammers to fire a double barrel, over/under gun.

The plate is signed "H. [Henry] W. Eldredge" who was active at Angelica, New York c.1850.

*Plate Length:* 116mm (151mm overall)

*Provenance:* George F. Harding Museum, Sotheby NYC sale, Nov. 25, 1986, Lot No. 578.



**048 Cartridge Lever bolt – W. Richards, Liverpool**

The unsuccessful “Lever-Bolt” breech loading action designed for .22 caliber target shooting by W. Richards of Liverpool, probably in the 1930s. The “Lever-Bolt” provides a “straight-pull” bolt for a lever activated, Martini-like lever. This action, which is operational but incomplete, is blued and polished. It was developed by Mr. J.L. Brown, Manager of W. Richards of Liverpool.

*Plate Length:* 120mm overall

*Provenance* Terry Brown was the son of J.L. Brown, manager of W. Richards (Liverpool) Ltd., and a some-times gun trader in Toronto in the 1950s. (It must not be confused with the Lever Bolt Gun Co. of Hartford, Conn. which produced a catalogue in the very early 1930s).



**049 Cartridge Greek 6.5mm Mannlicher M.1898.**

Action from a 6.5mm Greek Mannlicher with rotary magazine, loaded with six blank cartridges and mounted on a standing walnut base for use as a book-end. Marked on the left side of the action, *Steyer 1914* and on the receiver with the Greek coat of arms over *Y:1903/14* and the serial number *3472F*. The rotary magazine is filled with six dummy cartridges which were deactivated by removing the powder and killing the primer about 1971 by Edward J. Anderson of the Ontario Attorney Generals Office, Forensic Branch.

*Plate Length: 220mm overall*

*References: D.B. Webster, Military Bolt Action Rifles. Bloomfield 1993, p. 56.*



**050 Snaphance Italian, marked C.Z. 1768.**

An Italian snaphance engraved CZ and dated 1768 on the inside of the plate, under the mainspring. Cassiano Zanotti, gunmaker, was born 1706, son of Pietro, and died 1786. He worked in the towns and villages of Bologna, Reggio Emilia, Bruciata, and Lugo.

*Plate Length:* 136mm

*Provenance:* Wallis & Wallis Special Spring Sale, 16 May, 1981, Lot 80.

*References:* Gaibi, A., *Armi da Fuoco Italiane, Italy, 1978.*

See Sotheby (NYC) sale, 25 Nov. 1986, Lot 572: a lock dated 1786 by the same maker.




**051 Copper Cap British composite, unidentified, Military back action dated 1855.**  
**A back action, right hand, military lock engraved with a crown over VR over ENFIELD 1855**  
**and an extremely long (46mm;  $1^{13}/_{16}$  inch) sear, incorrect bridle.**  
**The model for which this was intended has not been identified.**  
*Plate Length: 141mm*



**052 Copper Cap Continental back action, incomplete, with long-reach hammer.**

Back Action with hammer providing a very long reach. Mainspring and sear spring missing.

*Plate Length: 122mm*



**053 Miquelet Neapolitan.**

An Italian miquelet in the Neapolitan form.

*Plate Length: 152mm*



**054 Copper Cap American, Ethan Allen & Co., with straight mainspring.**

Right, bar action percussion lock with scroll engraved plate stamped *E. ALLEN & CO MAKERS*.

Internally, it has a straight mainspring and bears No. 59 on most parts.

*Plate Length: 123mm*



**055 Flintlock Austrian percussion-to-flintlock, African trade**

Lock from an Austrian Model 1854 Lorenz percussion musket which has been converted to flintlock using castings which have been only partially finished. It bears the typical three-digit form of date -855 (for 1855), and Austrian eagle.

*Plate Length: 141mm*



**056 Flintlock African gunsmith, poorly formed.**

A very crude flintlock probably hand-made by one of the central African “native gunmakers.”

*Plate Length:* 129mm

*References:* P. M. Anderson, “Black Powder/Black Magic.” *Black Powder*, Vol. 41, 1994, pp. 21-23 describes and illustrates the manufacture of these locks.



EDITOR'S NOTE: There is no entry for these photos in the Catalogue. The jpg label of the front image says "057a--plate only c.1825" and of the rear image " 57b--early & unusual perc".



**059 Snaphance North African (round profile), probably Morocco.**

A snaphance lock with flat plate and rounded cock and battery arm. The buffer and battery spring finial of flattened tear drop shape. Although of North African manufacture (probably Moroccan), it is based upon 16th century English snaphance locks of the design known as Barbary locks which were exported by the thousands by the Barbary Trading Company during the 18th century.

*Plate Length: 210mm*



**060 Miquelet Ottoman (Turkish) military with ring top jaw screw.**

An Ottoman/Turkish military miquelet of the 18th or 19th century. The frizzen-to-cock bar has a round mark which probably held a gold (or brass) Tugra government mark.



**061 Flintlock French, engraved “Duroux à Angoulême,” with brass plate.**

Flintlock with a brass lock plate, of the style called the “Marsailles” lock. Engraved “Duroux à Angoulême” in front of the cock. Duroux was active 17?? - to 1810 and worked at the Naval School at Angoulême during the First empire. Plate Length: 135mm

This lock is from a brass barrelled blunderbuss which burst before the T.V. cameras about 1960, resulting in the loss of the user’s arm.

*References: Gaier, Claude. Five Centuries of Liège Gunmaking. Alleur, Belgium, Ed. du Perron. 1996, p. 116.*

**063 Forsyth's Priming Powder**

**Forsyth Scent bottle No. 284**

A detached Forsyth First Model roller primer fitted with side screws on each side for adjusting the pads.

The surface is scroll engraved and marked with the "*F Patent*" trademark. Serial 284, dated to 1810

*Plate Length: 55mm*

*Acquired: N. Corry collection, 31 Jan. 1989. Wallis & Wallis sale No. 336, Lot 1108.*

*Reference: Neal & Back, 1969. p. 35.*





**064 Tube Lock William Moore, London, flat tube primer, c1830.**

A lock with a spring clamp for an as yet unidentified flat tube. Although this method of securing the tube is often identified with William Moore and/or George Fuller, no patent has been found for either. But Moore submitted the design to the Ordnance in 1839 (it was rejected) and it is unlikely that he would have submitted a design other than his own. The tube submitted for the trials was a round tube.

*Plate Length:* 126mm

*Acquired:* N. Corry collection, 31 Jan. 1989. W&W sale No. 336, Lot 1116.

*References:* H.L. Blackmore, *British Military Firearms*, Plate 56; *Dictionary of London Gunmakers*, Wm. (3), p. 145.




**065 Patch Lock Left lock, Charles Piper at Cambridge.**

A left bar action patch lock marked *Charles Piper, Cambridge* and all over scroll engraved. The removable nose has been replaced.

*Plate Length:* 118mm

*Provenance:* N. Corry collection, 31 Jan. 1989. W&W sale No.336, lot 1116.

*References:* Blackmore (1986) records a Charles Piper in 1822-1830 at 97 Peascod St., Windsor, where he was armourer to George IV's personal collection. Bailey & Nie, and Boothroyd, record him in Cambridge 1849-1855.



**066 Patch Lock Right lock, Charles Piper at Cambridge.**

A right bar action patch lock marked *Charles Piper, Cambridge* and all over scroll engraved. The removable nose has been replaced. See also 065.

*Plate Length: 120mm*

*Acquired: N. Corry collection, 31 Jan. 1989. W&W sale No.336, lot 1116*

*References: Blackmore (1986) records a Charles Piper in 1833-1830 at 97 Peascod St., Windsor, where he was armourer to George IV's personal collection. Bailey & Nie, and Boothroyd, record him in Cambridge 1849-1855.*



**067 Tubelock Joseph Manton's 1818 patent by William Moore, London. S/N 521.**

A right hand tubelock by William Moore, Appointed Gunmaker-in-ordinary to William IV in 1836, serial number 521. This is "the other lock" from the gun that provided the left lock in the H.J. Jackson collection (Plate LXIII, fig. 111), now in the Royal Ontario Museum, Toronto.

*Plate Length:* 122mm

*Acquired:* N. Corry collection, 31 Jan. 1989. W&W sale No.336, lot 1125

*References:* H.J. Jackson & Chas. E. Whitelaw. *European Firearms ...* pl. LVIII, Fig. 111; K. Corey Keeble, "The Science and Beauty of Antique Gunlocks." *Rotunda*, Vol. 28, No. 2, (Toronto: Fall 1995), pp. 10-17.




**068 Copper Cap Wm. & J. Rigby engraved back action.**

Percussion, back-action classic Irish style pistol lock by *Wm. & J. Rigby*, Serial No.6234. This number is listed by DHL Back in *Messrs Rigby* as a “Best double gun with cases” and a pair of “Best duelling pistols” sold in 1827 to one J. Forde for £38.4.6. Deeply engraved in Rigby’s style.

*Plate Length:* 120mm

*Provenance:* N. Corry collection, 31 Jan. 1989. Wallis & Wallis sale No.336, lot 1125.



**069 Snaphance Russian, mid 17th century.**

A classic 17th century Russian snaphance, unmarked except for three punch marks under the frizzen spring and over the sear.

*Plate Length:* 196mm

*Acquired:* N. Corry collection, 31 Jan. 1989. Wallis & Wallis sale No.336, lot 1142



**070 Flintlock Coiled mainspring, Jonathan Grove's 1795 patent.**

A flintlock constructed under Jonathan Grove's English patent No. 2072 of 22 Oct. 1795 with a coiled spring. It is unmarked, "in the white," not drilled for fitting to a stock, has a goose neck cock, roller on the frizzen and an internal flat frizzen spring.

*Plate Length:* 145mm

*Provenance:* N. Corry collection, 31 Jan. 1989. W&W sale No. 336, Lot 1142

*References:* Maj. Noel Corry, "Some Interesting British Flintlocks", *Man at Arms*, Vol. 11, No. 6, (Nov/Dec. 1989) pp. 23-41 contains patent drawings; H.L.Blackmore, *Guns & Rifles of the World*, plate 299, where it is identified in the Tower records as invented by Ezekiel Baker. The Tower specimen has a reinforced cock and traditional frizzen spring.




**071 Flintlock English, engraved “Brooks,” with automatic pan cover.**

A very high-quality English flintlock with a rotating waterproof pan cover activated when the frizzen is struck. Engraved *Brooks* in front of the cock.

*Plate Length:* 123mm

*Provenance:* N. Corry collection, 31 Jan. 1989. W&W sale No. 336, Lot 1143.

*References:* Illustrated in *The Gun Report*, March 1986, p. 51.



**072 Flintlock with Dog Safety German “Hook-lock” with horizontal sear and “coiled rope” cock screw.**

Unmarked doglock with horizontal acting sear and another small tumbler which activates the dog catch.

The cock screw is in the shape of a coiled ribbon and is fastened from the inside of the plate.

*Plate Length:* 159mm

*References:* See “*Two Unusual Detached Lock Mechanisms*”, Brian Godwin, Arms & Armour Society Journal, London, March 2024, pp.295-307, where this lock is discussed and illustrated.



**073 Pill Lock John Jones, Birmingham, Type 2, c1810-15.**

Pill lock, in the white, identical to one marked "Jno. Jones & Co. Improved Percussion" in the W. Keith Neal collection. Another of the same construction and one with a minor variation, both unmarked, is in the Birmingham Museum of Science and Industry collection. John Jones & Co. was active in Birmingham 1810+

*Plate Length: 121mm*

*References: Neal & Back, Forsyth & Co. p. 198-99; pl. 110, 111, 112.*




**074 Miquelet Turkish, (Shishané) with square lines and brass overlay.**

Turkish Shishané with gold (?brass) inlay and brass overlay.

*Plate Length: 94mm*

*References: Nikola Daskalov. *Weaponry of the Past*, p. 57*



**075 Miquelet Balkan with twisted silver wire inlay.**

Twisted silver wire and German silver overlay. Maker's mark (?) on the cock/frizzen bar.

Top jaw and screw were replaced by A.C. Carpenter.

*Plate Length: 99mm*



**076 Miquelet Square lines, (Shishané) brass overlay & inlay.**

A Shishané with decorative gold (brass) inlays on the top jaw and overlay on the frizzen/cock bar which retain traces of engraving.

*Plate Length: 91 mm*



**077 Snaphance Italian marked “brento,” attributed to Francisco Negroni.**

A finely chiselled snaphance, c.1730-40, engraved “*brento*,” a village south of Bologna, on the inside of the right plate, ascribed by di Carpegna and Boccia to Francisco Negroni of Brento, a village on the road between Florence and Bologna.

*Plate Length:* 149mm

*References:* See Nolfo di Carpegna, “A Summary of Notes ...” in *Art, Arms & Armour*, R.Held, p. 326 and fig. 26.

L. Boccia, *Museo Stibbert Collection Catalog*, (1975) pl. 564b.



**078 Flintlock Inventor's(?) model, with external springs.**

An American, or perhaps English experimental/prototype flintlock with an exterior mainspring and unusual trigger guard-like sear spring. The frizzen has been re-steeled. Although the stepped lockplate appears to be of professional manufacture, the fitting of the new springs are not of the same quality, suggesting the work of a less skilled workman.

*Plate Length: 121mm*



**079 Flintlock Portuguese Trade lock, mid 19th century.**

A right-hand, simple, flint-lock of typical Portuguese construction intended for the African trade in the late 19th, early 20th century. This Portuguese *Fecho de No* is stamped 283 on the back of the plate. The cock and plate are filed smooth (more or less) and there is simple “engraving” under the frizzen spring and on the rear of the plate. Otherwise, identical to No. 026. Although all are of inferior quality, this has some decorative engraving.

*Plate Length: 129mm*



**080 Miquelet Balkan (Roumelia) with arched cock and mosaic decoration.**

A miquelet lock with extremely curved cock. Decorated with typical brass/black rondelles inlaid (perhaps overlaid) along the frizzen support bar. Originally associated with a blunderbuss pistol and probably of Persian origin.

*Plate Length: 76mm      References: Stone, Fig. 648/2.*



**081 Miquelet Spanish, by Miguel Zegarra, Madrid.**

Miquelet lock bearing the gold impressed mark *Migl. Zegarra* and engraved *En Madrid*.


It has the half cock which passes through the plate and catches behind the knee of the cock.

Miguel Zegarra (Lavin spells it Segarra) was a disciple of Gabriel de Algora in Madrid.

He received honorary appointment as gunsmith to Carlos III on 11 April 1768. On July 11, 1771, he was sworn as regular, replacing the deceased Agustin Ortiz. Died, 22 Jan. 1783.

*Plate Length:* 145mm

. – Lavin, p. 227.



**083 Wheellock Sudetenland (Eger, now Cheb) or Austria, first quarter of the 18th century.**  
A mid-18th century Austrian wheellock. The plate is deeply etched and engraved with a company of armored cavalry led by a captain with drawn sword and pistol in saddle holster.  
The dog head is engraved with a warrior in Roman armor seated in front of a panoply of flags.  
*Plate Length: 199mm (275mm overall)*




**085 Wheellock Portuguese colonies with engraved tiger (fake?).**

Wheellock of unusual form, engraved with a standing lion fronted by a shield with arms.

*Plate Length:* 102mm (151mm overall)

*Acquired:* July 1990.



**086 Flintlock Prussian screwless lock with flash guard, c.1790.**

A right-hand, screwless flintlock with flash-guard on the pan. The lock is unmarked except for a stamp inside with a 4-pointed star joined over a crescent or an "O", the assembly mark XXII and a 0. It is the standard Prussian Jäger-Korps rifled carbine lock fitted with a flashguard and a screwless mechanism. This may be the pattern of the Prussian muskets, seven of which were made by Henry Nock in 1786 (see Lock No. 237). The stock screws have been broken off.

*Plate Length:* 160mm

*Provenance:* Wallis & Wallis Sale No. 354, Lot No. 1171. via P. Dale Feb/91. It is one of six detached locks in sale No. 354 and the catalogue records "The following six detached gun locks (lots 1166-1171) are stated to be part of war booty brought from the Arsenal, the Central Depot, and the Museum of Artillery in Paris, captured in 1815." All were "non standard" flintlocks. See also locks 086, 136, 215.

*References:* Arnold Wirtgen. *Die Preussische Handfeuerwaffen, Modelle und Manufakturen 1700-1806*, (Osnabrück, 1976)

pp. 117-122, fig. 270-273; Howard L. Blackmore, "The Experimental Firearms of Henry Nock." *JAAS*, Vol. II, No. 4

(Dec. 1956), pp. 71ff. Plate XXII; S. J. Gooding. "Notes on the Screwless Flintlocks for the Ordnance, 1780-1790" *JAAS*. Vol. XIX No. 3, March 2008, pp. 135-147.



**087 Snaphance English snaphance of classic form c.1620.**

A classic English snaphance of the first quarter of the 17th century with flat lock. The lower portion of the cock is flat; the upper rounded. The finial of the buffer and battery spring are in the shape of acorns. The frizzen has been refaced.

*Plate Length: 188mm*




**088 Miquelet Caucasian, with gold damascening.**

A gold damascened miquelet described by Maj. Noel Corry "Our Afghan friend Mohammad Zakir presented me with two locks...when we visited his shop in Kabul many years ago." This was one of them.

*Plate Length: 79mm*

*Provenance: Ex. Maj. Noel Corry collection.*

*References: N. Corry in "Guns & Pistols of Kurdistan and the Caucasus," *The Gun Digest*, No. 42 (1988), p. 95, Plate VII.*



**089 Forsyth's Priming Powder Forsyth & Co. demonstration piece c.1810.**

A 1st model roller primer stamped with the "F" over "Patent" marking and bearing serial number R62 on the back of the scent bottle. This salesman's promotional piece is fitted to a pistol-like walnut stock but not designed to be fitted for, or with, a barrel.

On most Forsyth guns, the scent bottle is threaded into the barrel and not attached to the lock plate. The lock on this specimen, a separate plate is made to accept the scent bottle and is therefore similar to those used on guns provided with an interchangeable flint and percussion lock. By serial number, the scent bottle would date 1808. The square ends of the lock plate and the engraved *Forsyth & Co. Patent* inscription, suggest that the piece was assembled c.1810.

*Plate Length:* 104mm (208mm [overall])

*Provenance:* Ex. J.N. George collection, Wallis & Wallis February 18, 1948, Lot No. 107. Illustrated in *English Pistols and Revolvers*, Onslow Co., NC, 1938. plate XV; Ex. C.P. Bedford collection. Illustrated *Early Firearms of Great Britain & Ireland*. Metropolitan Museum of Art, 1970, plate 170

*References:* Neil & Back. p. 31; Back, 1995, p. 35; *Arms Collecting*, Vol 32, No.1 (Feb. 1994), p. 4.





**090 Miquelet Roman lock by G.M.Brazzolo, Milan.**

A Roman lock engraved G.M Brazzolo on the plate.

*Plate Length: 158mm*

*References: Der Neue Stöckel records a Giachino Brazzolo at Milan 1692-98 and a Giovanni Maria Brazzolo at Milan 1698.*

See also A. Giabi, *Armi da Fuoco Italiane*, 1978, p. 245.



**093 Miquelet Spanish M.1792?.**

A Spanish military miquelet, Pattern 1789/1792. An undecipherable makers' mark is on the plate behind the pan.

*Plate Length: 123mm*

*References: J.L. Calvó, Armamentos de Munición en las Fuerzas Españoles, 2004, p.24.*



**094 Miquelet Balkan/Albanian.**

A Miquelet with the typical Balkan long, straight cock. Plain but with a drilled and serrated decorative border along the top of the plate.

*Plate Length: 87mm*



**095 Flintlock Charles Manton carbine dated 1835.**

A Manton Pattern carbine lock dated 1835.

On 12 November 1834, 1000 Pattern 1833 carbines designed by Charles Manton, Master Furbisher, were authorized. Although the dates 1835 & 1836 appear on the locks, they were not completed until June 1837 when the final batch were reported ready. Deliveries were 297 in Feb. 1836; 292 in Mar. 1837; and 411 on 28 June, 1837. See also 032, 190.

*Plate Length:* 139mm

*References:* Blackmore, *British Military Firearms*, pp. 143-4, Pl. 54.



**096 Miquelet Ottoman (Bulgaria), A boyliya with engraved silver overlay.**  
Bulgarian boyliya lock with silver overlay, floral and scroll engraved.  
*Plate Length: 125mm*



**097 Pellet Lock Joseph Manton's 1816 Patent pellet lock on a John Manton lockplate.**

This left-hand Joseph Manton 1816 Patent pellet lock hammer has been fitted to an almost contemporary (but not original to the hammer) John Manton lock. The lockplate probably dates to c.1825 See also 202.

*Plate Length:* 121mm

*Provenance:* This hammer and four Manton tube lock hammers were acquired by Louis Cherepy at an arms show in New Jersey in the early 1970s. It is probable that the complete lock (No. 202) was acquired by Warren Moore at the same time.

*References:* Neal & Back, Manton, Vol. II, p. 152. "About 275 locks were made with this ignition system and only four have been traced which still exist in their original form."



**098 Cartridge Colt Pat. Fire Arms Manufacturing Co.**

This constant-tension left hand rebounding lock was used on the double guns and rifles manufactured by Colt's Patent Firearms Manufacturing Co. of Hartford, a class of long gun introduced by Colt's in 1878 and continued in the line until 1891 when they were discontinued. Andrew E. Whitmore is recorded in the Springfield, Mass. directories as a contractor working for Smith & Wesson (1879-80), and a gunmaker (1880-1889). He obtained at least four patents, two of them for rebounding locks, and all of them assigned to Colt's. Nevertheless, no Patent has been located for the lock used by Colt on their double guns, even though the one illustrated is the most simple of all of the rebounding locks encountered. By merely altering the shape of the pin on the swivel from a round to an inverted comma shape, the act of rebounding the hammer was achieved. After the hammer fell, the bifurcated hook of the mainspring that engaged the swivel climbed up the inclined plane of the inverted comma. After all forward movement was arrested the mainspring slipped down the inverted plane of the swivel and returned the tumbler to the half cock position.

*Plate Length: 110mm*

*References: The right-hand mate of this lock is illustrated in Louis S. Cherepy, Sr., *A Rebounding Lock ...* pp. 91, Fig. 51.*




**099 Matchlock Stamped with the initials "IZ" 16th century.**

A 16th century German matchlock with square plate bearing the initials "IZ" on the interior.

*Plate Length:* 192mm (310mm overall)

*Provenance:* Collected by LHC (under the workbench at an arms factory) in Germany in 1945.

*Acquired:* Louis S. Cherepy, Sr., Feb. 1994.




**101 Snaphance Moroccan, flat plate with polygon silver panel.**

A late 18th to mid 19th century Moroccan snaphance with flat surface profile.

This lock is undecorated but of better workmanship than most.

A fragment of a silver inlay remains. W.W. Greener illustrates a lock of this form in *The Gun and its Development*, made in his factory in 1888 at Birmingham.


*Plate Length: 221mm*



**102 Flintlock with Dog Safety Export lock for the African trade with engraved border.**

A doglock, probably of Liege manufacture, for the export trade with bridled frizzen but unbridled tumbler; two screw attachment at tail and in front of frizzen spring; pan not integral with the plate. The lock plate is grooved to simulate a stepped plate and engraved border. The cock screw has a decorative washer attached.

*Plate Length: 171mm*



**103 Miquelet Sardinian miquelet by "Barbuti." .**

A right-hand Sardinian miquelet with traces of engraved decoration and the maker's name "Barbuti," probably Antonio Barbuti of Tempio on the island of Sardinia, who was active 1740-1780, engraved on the lower edge of the plate.

*Plate Length:* 151mm

*References:* A. Gaibi, "Il fucile sardo," *Armi Antichi*, 1967, p. 45; E. Heer, *Der neue Stöckel*, J. Verlag Schwend, Swabisch Hall, 1978, p. 54.



**104 Miquelet Spanish by Juan Cano, en Cadiz A-1808.**

A fine Spanish miquelet of classic type. Engraved *Juan Cano* on the plate in front of the cock, *En Cadiz* on the pan cover, and dated *Ao 1808* on the plate under the mainspring. Gold line pan.

*Plate Length:* 112 mm

*References:* W.K. Neal, *Spanish Firearms*.



**105 Miquelet Portuguese “fecho de no” with simple engraved decoration.**

Portuguese *fecho de no* with engraved floral and leaf decoration.

*Plate Length:* 113mm

*Acquired:* Louis S. Cherepy, Sr., Feb. 1994.



**106 Miquelet Italian, (The Marches) a tutto tondo.**

A Marchesian miquelet with the cock body chiselled (a tutto tondo) in the form of an angel, the majority of this type date between c.1720 and 1780. This form of decoration was produced exclusively in the Marches, a large region in Italy between Umbria and the Adriatic.

*Plate Length:* 106mm

*References:* Nolfo di Carpegna. "A Summary of Notes on Central Italian Firearms of the 18th Century," *Art, Arms & Armour*. (Robert Held, editor). Chiasso, Switzerland Aqua Fresca Editrice, SA. 1979. p. 340; personal correspondence R. Held.



**107 Flintlock Spanish military, M.1802.**

A Spanish, Model 1801 cavalry pistol lock with brass pan and the makers mark *Arano* and the letter “A” on the outside of the plate and no interior markings.

*Plate Length: 127 mm*

*References: Juan Louis Calvo, Armamento Reglamentario y Auxiliar del ejercito Espanol. Barcelona, 1975. Plate 11.*



**108 Copper Cap Back action, unusual sear/tumbler.**

An unmarked back action lock of Continental manufacture with a lateral acting sear which acts at full cock on the rear of the hammer, and at rest, in a depression on the lower breast of the hammer. The ramp-like surface of the hammer is purely decorative.

*Plate Length: 97mm*



**109 Flintlock Early 17th cent. flintlock, ring top jaw screw.**

Early 17th century flintlock with wide flat jaws, ring to top jaw screw, square tumbler pin and vertical sear. Two screw lock attachment. There is no bridle on either the frizzen or the tumbler.

*Plate Length: 150mm*




**110 Snaphance Italian (Tuscan) by E. Bramanti.**

An Italian snaphance by E. Bramanti of Celalba in northern Umbria, c.1750.

The plate, cock, and frizzen are scroll engraved and the maker's name is found under the mainspring.

*Plate Length: 146mm*



**111 Flintlock German with crest & ponçon, banana shape.**

A large, mid 17th century flintlock with round banana plate and cock marked under the frizzen spring with a stamp bearing a hen surmounted by the initials "WG," perhaps the acceptance mark of the city of Henneburg. Engraved on the tail of the lockplate with the arms of an unidentified aristocrat.

*Plate Length: 178mm*



**112 Flintlock French, M.1717 variant by "Perrin."**

E. Heer (Der Neue Stockel 1979) records 31 gunmakers, mainly at St. Etienne, with the name Perrin, but the only documentation found for this frizzen spring screw lock is a Turino Arsenal M.S. dated 1732.

*Plate Length: 170mm*



**113 Flintlock Ezekiel Baker of 1802 East India Company pattern.**

A flintlock with the same configuration as the East India Company Pattern 1802 Baker rifle engraved on the plate, *E. Baker*, with holes through the plate to remove tension from the mainspring and the frizzen spring by the use of a pin. Fitted with Baker's high frizzen and a detent on the tumbler. Stamped with a Crown over 3.

*Plate Length:* 147mm

*References:* Harding, Vol. 1, Fig. 11.1



**114 Flintlock Screwless lock of musket size engraved H. Nock.**

Nock production model of his screwless lock without flash guard.

The plate is engraved only *H. NOCK* behind the pan, on the reverse a crown over 6 inspector's mark, stamped S on the tail.

(see also 003, 041, 114, 219, 237).

*Plate Length: 142mm*

*References: Howard L. Blackmore, 1956, p. 89, Plate XXe.*



**115 Tube Lock Austrian Flintlock dated 1828 converted with Augustin's improvement.**


This percussion lock which is dated 1828 on the lockplate began life as a flintlock.

It was converted to tube lock percussion as the Austrian Model 1841.

Known as the invention of Giuseppe Consol as improved by Gen. Vincente Augustin, this tube lock is probably one of those sold to the U.S. Government during the Civil War and later sold by Francis Bannerman of New York. See also 121.

*Plate Length: 146mm*

*References: Edwards, William B. Civil War Guns Harrisburg Stackpole Co., pp. 260-62.*



**116 Tape Primer Springfield, Model 1855 musket**

The Model 1855 Rifle-Musket was the first to have the Maynard tape primer attached although some 20,000 flintlock arms were converted in 1854 using the system.

The date of manufacture (1858) was stamped behind the hammer, the name of the manufacturer was stamped on the front of the plate and the U.S. Army eagle was stamped on the primer door.

*Plate Length: 138mm*



**118 Tape Primer Jenks/Remington tape primer for side-hammer Naval carbine.**

A side hammer lock with Maynard primer, manufactured by E. Remington & Son in Illion, NY, on the 1838 design of William Jenks who held the original government contract for Naval carbines. The hammer is curved to cover over the sliding breech. The same mechanism without the tape primer magazine was also made (see 163).

*Plate Length: 167mm*

*References: Edwards, William B. Civil War Guns. Harrisburg Stackpole Co. 1962. p. 184;  
Butler, David F. United States Firearms; The First Century 1776-1875 New York Winchester Press, 1971. p. 141.*



### **119 Cartridge Wm. Moore & Son.**

A left-hand rebounding lock engraved William Moore & Son, probably the Charles Moore and his son William at 43 Old Bond St., London although they are recorded by Blackmore (1986) only as Charles Moore or William Moore and Co. between 1854 and 1872.

The lock was constructed on Joseph Stanton's English patent No. 367 of 1867 on which the upper leaf of the mainspring and the tumbler were lengthened to bear against each other. The spring, on firing, was slightly depressed by the tumbler extension to cause the hammer to rebound.

*Plate Length:* 115mm

*References:* Louis S. Cherepy, Sr., *A Rebounding Lock ...* p. 87, Fig. 47.



**120 Cartridge W. Richards, Liverpool, back action.**

Back action rebounding lock engraved W. Richards, of Liverpool, constructed upon the United States patent issued to John Stokes of Springfield, Mass. in November, 1868. The same principle, applied to a bar action lock, was patented in England in February, 1867 by John Stanton. There is no record of a relationship between Stanton and Stokes but that possibility does exist.

*Plate Length:* 116mm

*References:* Louis S. Cherepy, Sr., *A Rebounding Lock ...* p. 86, Fig. 46.


**121 Cartridge Parker Bros. on Joseph C. Dane's 1872 patent.**

Joseph C. Dane was born in Maine in 1816 and moved to Wisconsin in 1855, settling in La Crosse. He is listed variously as a carpenter, an inventor, and proprietor of the West Wisconsin Iron Works. On March 26, 1872, he obtained U.S. Patent No. 124,939 for the rebounding lock which had been patented two months earlier in England by E. T. Hughes, a patent agent acting for W. F. Parker of the Parker Gun Co. at Ithaca, New York. All of those examined bear the U.S. patent date on the inside of the plate.

*Plate Length: 122mm*

*References: Louis S. Cherepy, Sr., A Rebounding Lock ... p. 88, Fig. 48.*

EDITOR'S NOTE: no photo of this lock has been found.



**123 Cartridge L.L. Hepburn's 1875 patent used by the Remington Arms Co.**

Lewis Lobell Hepburn of Ilion, N.Y., a some-times employee of the Remington Arms Co., obtained U.S. Patent No.162,473 for the rebounding lock used by Remington in 1875.

In it, a tumbler from which a stirrup is pivoted in two places in open-topped pin holes, the foremost is activated on cocking, the rearmost on rebound. This example of his patent bears serial number 550 and is stamped Remington Arms Co.

By 1879, rebounding locks were universal and Remington advertised they were on all of their double guns.

*Plate Length: 117mm*

*References: Louis S. Cherepy, Sr., A Rebounding Lock ... p. 89, Fig. 49.*



**124 Cartridge N.R. Davies & Son free floating forward action c.1910. .**

This free-floating rebounding lock has not been dated but it would appear, because of its simple and inexpensive construction, to be of post 1900 production. It is marked only *N. R. Davis and Son*.

Nathan R. Davis was active at Assonet, Mass. from 1853. In 1884 the name of the firm was changed to N.R. Davis & Sons with the addition of W.A. and N.W. Davis to the company.

In 1900 “The New Davis Hammer” and “The Davis Hammerless Gun” were advertised in the Sears Roebuck & Co. catalog for \$19.50.

*Plate Length:* 107mm

*Acquired:* Louis S. Cherepy, Sr., Feb. 1994.

*References:* Eugene L. Lyon, “The N.R. David Firearms Co.” *The Gun Report*, May 1984, pp. 58-60; Louis S. Cherepy, Sr., *A Rebounding Lock ...* p. 100, Fig. 62.



**125 Cartridge Unsigned, with coiled mainspring requiring a sear build into the stock.**

The sear and sear spring for this unmarked mechanism would have been built into either the frame or the trigger plate. The pattern has not been identified but the principle of Comstock's patent has been used.

*Provenance Acquired:* Louis S. Cherepy, Sr., Feb. 1994.

*References:* Louis S. Cherepy, Sr., *A Rebounding Lock ...* p. 96, Fig. 57.



**126 Cartridge Hopkins & Allen, Norwich, Conn., .**

Hopkins & Allen Arms Company, Norwich, Conn. U.S.A. is stamped on the plate of this free-floating lock. This company was in business from 1868 until 1917 and manufactured a full range of firearms.

On this, the single leaf mainspring first applies downward pressure on the tumbler to activate the hammer. The hammer continues on through inertia to strike the firing pin but the mainspring comes into contact with the now elevated corner of the tumbler to reverse the action and force the hammer to rebound.

*References: Louis S. Cherepy, Sr., A Rebounding Lock ... p. 94, Fig. 55.*



**127 Cartridge A. J. Aubrey, Meriden Firearms Co. Patent 1908.**

A. J. Aubrey was the Vice President and Superintendent of the Meriden Firearms Co. which was owned by Sears Roebuck & Co. He obtained patent No.902,630 dated Nov. 3, 1908 to provide a lock “of extremely simple construction composed of comparatively few parts.” On it, he gave the mainspring an upward acting energy, working on a tumbler that moved counter-clockwise, which in turn activated another tumbler that incorporated a rebounding ramp.

*References: Louis S. Cherepy, Sr., A Rebounding Lock ... p. 99, Fig. 61.*



**128 Cartridge Folsom Arms Co., New York, made on H. Comstock's design.**

Rebounding lock by the Folsom Arms Co. at 314 Broadway, New York which used a coiled spring as patented by Harry Comstock, an employee of L.C. Smith.

The full cock position, the energy of the strut acts upon the lower step of the tumbler. On firing, the upper step of the tumbler contacts the upper arm of the strut, momentarily reversing the energy from lower to upper, causing the tumbler to reverse its motion and return the hammer to the half cock position.

*Plate Length: 115mm*

*References: Louis S. Cherepy, Sr., A Rebounding Lock ... p. 95, Fig. 56.*



**129 Cartridge    Unsigned lock from W. H. Baker & Co. front trigger break gun c.1875.**

A fine American style rebounding lock with the mechanism behind the hammer. The hammer is under constant pressure. No patent for this lock has been found but it is from a W.H. Baker & Co. first model front trigger break model double or 3-barrel gun, c. 1875.

*Plate Length:* 85mm

*References:* Louis S. Cherepy, Sr., *A Rebounding Lock ...* p. 92, Fig. 52;

Daryl Hallquist, "The Guns of the Baker Brothers," *The Double Gun Journal*, Vol. 3, No 3, (Autumn 1992), pp. 62-67 and Vol. 3, No. 4 (Winter 1992), pp. 139-148.



**130 Cartridge L. C. Smith, Ithaca, NY, on F. Snyder's 1902 patent.**

Frank Snyder of Fulton Co., New York obtained U.S. patent number 695,242 dated March 11, 1902 for this lock.

It bears serial number 129,168 and is marked L. C. Smith, the gunmaking firm located at Ithaca, N.Y.

In outward appearance this free-floating lock is a bar action lock but internally, all of the mechanism is behind the hammer. The extension of the upper leaf of the mainspring serves as the sear spring.

It is a simple, consequently inexpensive, design with only two interior screws and stamped parts.

His patent covered either a single leaf spring or a cantilevered "V" spring. This specimen used the latter.

*Plate Length: 119mm*

*References: Louis S. Cherepy, Sr., A Rebounding Lock ... p. 98, Fig. 60.*

**131 Cartridge Baker Gun Co. Batavia, NY, S/N 35945.**

W. H. Baker & Co. was established at Batavia, New York in 1877. The principals of the Company were William H. Baker, an experienced gunsmith, L.C. Smith (Lyman Cornelius Smith) and his brother Leroy Smith. In 1878, Baker obtained U.S. patent No. 199,773 for a free-floating rebounding lock. By 1881 the Baker Co. name had been replaced by L. C. Smith. Three years later, Baker established the Ithaca Gun Company at Ithaca, N.Y. This lock, number 35945, is engraved *Baker Gun Co.* but it was not made under Baker's 1878 patent.

*References:* Louis S. Cherepy, Sr., *A Rebounding Lock ...* p. 90, Fig. 50.

EDITOR'S NOTE: no photo of this lock has been found.



**132 Cartridge Unsigned, back action lock with free floating hammer.**

An American-made rebounding lock with the mechanism behind the hammer and a free-floating hammer.

*Plate Length: 132mm*

*References: Louis S. Cherepy, Sr., A Rebounding Lock ... p. 92, Fig. 53.*



**133 Flintlock Wm. Smith Pat., No. 4065 with the fourth style variation.**

A right-hand flintlock engraved SAM<sup>L</sup> & C. SMITH PRINCES ST. LONDON, made to the fourth and final design variant of the original patent 3588 granted to William Smith in 1812.

The lock has a detented tumbler and was made for use on a rifle. The steel has been re-faced.

It is marked PATENT 3398 on both the lock plate and the back of the steel.

It was on a rifle, converted to percussion with a new lock and inlet at the time into a profiled walnut block for display. The gun from which this lock came, still survived in the 1980s.

*Plate Length:* 123mm (138mm overall)

*References:* See letter, Peter A. Scott-Edeson.

EDITOR'S NOTE: The full frizzen (aka "steel") inscription reads "Patent Self-Primer 3398" ("self-primer" or "self-priming" refers to priming through the touch hole from the main charge). The gun's serial number 4065 dates to 1828.



**134 Flintlock French muskets from the Ordnance storehouse fire at the Tower, 1841.**

The Grand Storehouse at the Tower of London was completely destroyed by fire on October 30, 1841.

This accretion consisting of a French musket lock, barrel, and other parts, is one of the souvenirs of the fire sold in the weeks that followed. Mounted, with a brass plaque, on an oak base. (see also 039).

*Plate Length:* 140mm overall

*Provenance:* Gift of Howard L. Blackmore, September, 1994. Signed and dated on the oak base.

*References:* Guy Wilson. "The Great Awful Conflagration of 1841." *Strange Stories from the Tower of London*, 1976. pp. 34-39.



**135 Copper Cap A.A. Ault, side hammer of complex design.**

A finely made but complicated mule ear lock mechanism inlaid "A. A. Ault" in gold on the hammer. The signature has been seen on a percussion half-stock rifle with American lines.

*Plate Length: 164mm*

EDITOR'S NOTE: the left-hand image shows the top view.



**136 Flintlock Sardinian experimental military design by David Chatel, 1752.**

A flint-lock with horizontal sear and external mainspring working on the rear of the cock. The sear, working through the plate, catches on the breast of the cock. The inside of the plate is stamped with the initial's ER in a square punch (with a broken corner) and a crowned "T" in an oval.

This appears to be a variation of the pattern 1752 developed experimentally by David Chatel for the Kingdom of Sardinia.

*Plate Length:* 169mm

*Provenance:* Wallis & Wallis Sale No. 354, Lot 1170 (Feb. 1991) and Sale 384, (June 1994). No. 354 stated "The following six detached gun locks (lots 1166-1171) are stated to be part of war booty brought from the Arsenal, the Central Depot, and the Museum of Artillery in Paris, captured in 1815." All were "non-standard" flintlocks.

See also No. 086, 215.

*Acquired:* Wallis & Wallis Sale No. 384, Lot 1164.

*References:* Musée Militaire Vaudois Exposition. *Piedmont XVIII-XIX — Armes et technologie militaire Royaumes de Sardaigne et d'Italie*. Torino Academia di San Marignano, 1994. pp. 34-40; See also Thierbach, (1886) Plate 7, Fig. 133 which illustrates this lock "from a musket in the Pattern Room of the Vienna Arsenal" and identifies it as Austrian Infantry of 1775.



**138 Flintlock African trade reconverted from a British military pistol.**

This flintlock from a British military pistol was converted to percussion, and then back to flintlock for the African trade in the last quarter of the 19th century. The plate is engraved with a crown over “GR” and was engraved “Tower” on the tail. This was ground off and replaced by a single stamp. The initials PR over C in a heart surmounted by a cross and a “Tower” stamp now appears on the tail of the plate. The cock is missing.

*Plate Length: 132mm*



**139 Flintlock Madrid lock by Joseph Deop.**

A Madrid lock which had limited popularity in Spain during the 18th century, signed around the pan by Joseph Deop, a Ripoll lockmaker of the last quarter of the 18th century. It has a flat lock and cock, deeply chiselled with background pebbled and overlaid with gold. Although it has the lines of a flintlock, there is a lateral acting sear, the half cock of which is a pin passing through the plate to catch a hook on the breast of the cock, and a full cock position on the rear of the cock.  
*Plate Length: 141mm*




**140 Flintlock English cannon lock for the Light 3-Pdr.**

A small cannon lock for the Lgt 3-Pdr cannon, dating 1830-1837, with brass frame engraved *R<sup>l</sup> Manufactory* over ENFIELD and stamped with a Crown over W.R. on the left side.

*Plate Length:* 93mm

*References:* Blackmore, Howard L., "Some Notes on the Introduction of Cannon Locks in the Royal Navy." *Arms Collecting*, Vol. 30, No. 4. (1992) pp. 111-124.



**141 Miquelet Spanish (Valencia) by [Juan Esteban?] Bustindui c. 1800.**

Spanish miquelet bearing the gold stamp of one of the Bustindui family of Valencia gunmakers (probably Juan Esteban), and with a gold lined pan.

*Plate Length: 104mm*




**142 Copper Cap Hudson's Bay Company replacement trade lock.**

Right hand percussion bar action lock stamped *Hudson's Bay Company* and *Made in England*.

Engraved with scroll decoration. See also 006 and 133. The inside of 006 is plain, 033 is stamped II, and 142 is stamped "36." These locks were a regular item of trade to be sold as replacements for the Imperial line of single and double-barrel shotguns.

*Plate Length: 114mm*



**143 Matchlock English military pattern introduced in the 1660s.**

An English military matchlock of the style introduced c.1664-1665 with a lockplate similar to the contemporary French flintlock with rounded plate. The pan is attached to the plate; there is a hand-operated pan cover and a shield at the rear of the pan.

The last contract for this lock was dated 1688.

*Plate Length:* 178mm (200mm overall)

*References:* Blackmore, 1961, p. 30.



**144 Forsyth's Priming Powder    Forsyth & Co. roller lock S/N 913.**

A right-hand Roller Primer lock (serial number 913 of 1814) marked *FORSYTH & CO.* over *PATENT*.  
The un-numbered scent bottle is a contemporary Forsyth & Co. replacement.

*Plate Length:* 122mm

*Provenance* Warren Moore collection; Warren Moore (1969); Little John's Auction, Feb. 1996.

*References:* Recorded in Neal & Back, p. 42.



**145 Forsyth's Priming Powder Forsyth & Co. right lock S/N 1331R altered for Lord Yarmouth c.1824.**

A detached right-hand lock with the lower ½ inch of the magazine of silver bearing the Forsyth trade mark "F" over "Patent" on the front and the London silver hallmarks (Lion Passant and King's Head) with the number R 1331 on the rear. It also has a silver top-screw. The serial number 1331 would date it to 1817.

At the Forsyth vs Manton trial, which reached the Court of Kings Bench on 12 December 1818, Lord Yarmouth testified about a Forsyth magazine which had exploded and a silver addition he had designed, with a silver screw, to remedy the problem. This information, recorded by D.H.L. Back (Forsyth, 1995, p. 193-5), is based upon the London Times of December 14, 1818 report of the trial. It would explain the silver addition on the right lock primer (No. 1331) and the replacement magazine (No. 3126) dating to 1824, on the left lock. (see No. 146).

*Plate Length:* 113mm

*Provenance;* Lord Yarmouth (1818); Little John's Auction, Feb. 1996

*References:* Neal & Back, 1969, p.185, 1995 p. 40; Illustrated Bradley, R.J. "Forsyth's Scent Bottle, The Canny Scot who led all from flint to percussion." *Guns Review*, Vol. 1, No. 1 (July/Aug 1960), p. 16.



**146 Forsyth's Priming Powder Forsyth & Co. left lock S/N 1332L altered for Lord Yarmouth c.1824.**

A detached left-hand lock with serial number 1332 fitted with roller primer number 3126. The roller is of unconventional shape but is stamped with the Forsyth "F" and "Patent."

At the Forsyth vs Manton trial, which reached the Court of Kings Bench on 12 December 1818, Lord Yarmouth testified about a Forsyth magazine which had exploded and a silver addition he had designed, with a silver screw, to remedy the problem. This information, recorded by D.H.L. Back (Forsyth II, p. 193-5), is based upon a contemporary newspaper report of the trial. This would explain the silver addition on the right lock primer (No. 1331) and the replacement magazine (No. 3126) dating to 1824, on the left lock. (see No. 145).

*Plate Length:* 113mm

*Provenance:* Lord Dartmouth (1817); R. Hyde Parker (1969); Little John's Auction, (Feb. 1996).



**147 Flintlock Islamic, chiseled in the Brescian manner with Arabic ponçon.**

An 18th century Islamic flintlock with chiselled decoration. A small, right hand, flintlock chiselled in the Brescian manner with a meaningless (?) “signature” (IPONM) on the exterior of the plate and an Arabic punch-mark on the interior of one “Ali with what appear to be a couple of other small characters in the cartouche that I cannot make out” [Oliver Pinchot]. The plate, cock, top jaw and frizzen are deeply chiselled with scrolls, flowers, and decorative borders.

*Plate Length: 90 mm*



**148 Copper Cap Left-hand, made by P.F. Charpie on his 1853 patent.**

Left-hand percussion lock, not previously mounted based upon P.F. Charpie's U.S. patent No. 9934 of 16 August, 1853. Marked *PATENTED AUGUST 1853* in front of the hammer. This patent covered a mechanism which internally consists of only four parts, the mainspring, 1 screw, a combination activator/sear, and a swivel.

*Plate Length: 119mm*

*References: Louis S. Cherepy, Sr., A Rebounding Lock ... p. 110.*



**149 Copper Cap Left-hand miquelet**

Left-hand percussion miquelet lock of simple construction. The lockplate is engraved with a superficial decorative border but is otherwise unmarked. The construction suggests that this lock may have been made in Portugal.

*Plate Length: 106mm*



**150 Pill Lock Unfinished gunmaker's prototype.**

An unfinished gunmaker's prototype or patent model for a system of conversion from flint to percussion which retains the flint parts. The front half of the lockplate is finished with frizzen and frizzen spring; the rear half has an unfinished tang which was probably designed either for gripping in the vice or for a future mounting. No interior parts have been fitted.

The cock is of crescent pattern with the top jaw replaced by a custom constructed hammer-head, dovetailed to slide over the lower jaw and held in place by the top jaw screw. The nose of the hammer has a hollow dimple to strike a nipple or pellet. The cock/hammer has an integral pin for a tumbler attachment.


*Plate Length: 153mm*



**151 Miquelet Miniature Spanish, unsigned, miquelet.**

A small right-hand Spanish patilla/miquelet lock, plain and unmarked.

*Plate Length: 76mm*



**152 Flintlock Unmounted English lock with engraved decoration, c.1820.**

A previously unmounted English flintlock with rainproof pan, in the white. Engraved lockplate.

*Plate Length: 121mm*



**153 Flintlock Belgian Export lock by Georges Laloux, Liège.**

A late, right-hand flintlock of musket proportions, classed as an “Export” lock for the African or South American trade, with gooseneck cock. Stamped in front of the cock with a bee in a circle and the initials *GL* on the wings, the trade mark registered in 1881 by Georges Laloux of Liège.

There are no marks on the frizzen to indicate use. The mainspring screw and frizzen spring screw are probably replacements.

*Plate Length:* 155 mm



**154 Flintlock Early French lock marked Mayer à Lyon, c.1640**

Right flintlock of Puype's Type IV plate, c.1640. An engraved lockplate and cock with floral decoration, a standing dog(?) on the back of the cock, and the signature *Mayer à Lyon*, a maker who was active 1640-1660. The vertical acting sear is of the two-piece form, a variation of that described by Godwin (*CJAC*, Vol. 34, No. 1). The mainspring repaired.

*References: Jan Piet Puype, Dutch and other Flintlocks from Seventeenth Century Iroquois Sites.*

*Rochester Museum & Science Center, 1985; Jarlier, P. Repertoire d'arqubusiers et de fourbisseurs francaise.*

See "Two More Unusual Detached Lock Mechanisms", Brian Godwin, *Arms & Armour Society Bulletin London*, December, 2024, pp.15-26, where this lock is discussed and illustrated.



**157 Flintlock Enclosed flintlock marked I.L.D.**

A flintlock centrally mounted and concealed within side plates. The cover of the opening is fitted with an internal frizzen which when the flint strikes it, opens the cover to allow the escape of the smoke. The mechanics are fitted to a sideplate (on the right) which is stamped with the maker's mark "*ILD*". The left plate is unmarked.

*Plate Length: 93mm*



**158 Pill Lock LePage using one of the designs in his 1810 patent.**

Right percussion pill lock made by Jean LePage, Paris. This lock, which is in the white and unmarked, has not before been on a gun. It has a number of the characteristics shown in LePage's French patent of 10 May 1810. It is a single shot and does not have a primer magazine suggesting that it is a slight variation of the ignition covered in Lepage's May 10, 1810 patent. See 207.

*Plate Length:* 119mm

*Provenance:* Antoine Ader/Hotel Drouot, Lot No. 148, Band, R. W. *An India Pattern Musket with Robert Pretzman's Rainproof Lock.* Vol. 39, No. 2 (May, 2001) pp. 47-48.



**159 Tube Lock Unusual tube guard, probably by Joseph Marin Gosset.**

Left lock of Continental manufacture and unusual construction. The centrally hung hammer is of parrot shape, identical to that illustrated in French patent No 1110 granted to Louis Marin Gosset dated 11 July, 1820.

The tube is apparently prevented from ejection by a heavy, hinged stop. It is unmarked.

*Plate Length:* 122mm

*Provenance:* Antoine Ader/Hotel Drouot, Lot No. 149, May 29, 1996.



**160 Miquelet Classic Roman lock with simple engraving.**

A classic Roman lock with lightly engraved plate, cock, and frizzen.

*Plate Length: 133mm*



**161 Flintlock English Pattern 1833 carbine, dated 1835.**

Although officially designated the Pattern 1833 carbine it was more commonly known as Manton's Carbine after its designer, Charles Manton, the Master Furbisher. They saw little use and were withdrawn from service, to be held in stores for a number of years and finally sold as surplus. Francis Bannerman, the New York military surplus dealer included a note in his 1907 catalogue offering them for sale and it continued to be run until into the 1930s. See also No. 032, 095, 190.

*Plate Length:* 139mm

*References:* Blackmore, *British Military Firearms*, pp. 144, Pl. 54; S.J. Gooding. Manton's Pattern 1833 Carbine, *The Gun Report*, Feb. 2006, pp.26-31.



### **162 Tape Primer Greene Carbine**

In 1858, 2,000 Greene carbines were delivered to the British Government. They were held in store at Weeden until 1919 when they were sold to Greener's of Birmingham at 2/6. From 1946 on, they were sold in parcels, first to Harold G. Young of the House of Guns, 34 Alpine Place, Kearny, New Jersey. Most locks were in excellent condition. When removed from their stocks, the lock screws were simply broken off, flush with the plate. Lots were later sold by Sotheby's after they had been cleaned by David Winks who, by the time I met him, had retired as the foreman of the back-shop of Holland & Holland's where the work was done. The surviving carbines were sold at the same time with a target in the patch box and a roll of primers tied with a wire in the primer magazine. All were in unused condition. See also 005.

*Plate Length: 139mm*

*References: Lewis, B.R., "The Greene Carbines." CJAC, Vol. 6, No. 1, (Feb. 1968), pp. 17-20; Roads, C.H. British Soldiers Firearms, 1850-1864. pp. 282-3; H.L. Blackmore, British Military Firearms, p. 282.*



**163 Copper Cap Jenks carbine for side-hammer Naval carbine.**

A side hammer lock on the 1838 design of William Jenks who held the original government contract for Naval carbines. The hammer is curved to cover over the sliding breech thereby locking it in place. The same mechanism with a tape primer magazine was also made (see 118).

*Plate Length:* 167mm

*References:* Edwards, William B. *Civil War Guns*. Harrisburg Stackpole Co. 1962. p. 184;  
Butler, David F. *United States Firearms; The First Century 1776-1875* New York: Winchester Press, 1971. p. 141.



**164 Cartridge Springfield musket with 3-bent tumbler.**

When the Trap Door Springfield was first issued to American troops in 1873, the tumbler was cut with a half- and full-cock bent in the traditional manner. It was found that this was unsatisfactory because of the rough handling of the cavalry carbines and a third bent was added to them but was continued on the rifles. After production of the first 45,000 to 50,000 muskets, the third bent was added to all Springfield muskets.

*Plate Length: 138mm*

*References: Personal communication, Richard (Red) Dougherty.*



**165 Cartridge Springfield musket with 2-bent tumbler.**

When the Trap Door Springfield was first issued to American troops in 1873, the tumbler was cut with a half- and full-cock bent in the traditional manner. It was found that this was unsatisfactory because of the rough handling of the cavalry carbines and a third bent was added to them but was continued on the rifles. After production of the first 45,000 to 50,000 muskets, the third bent was added to all Springfield muskets.

*Plate Length: 138mm*

*References: Personal communication, Richard (Red) Dougherty.*



**166 Copper Cap Back action, gold inlay and secure hammer safety.**

A Continental back action lock with swivel safety in front of the hammer. It is engraved with scrolls and vines and inlaid with wolf or fox in gold, in a woodland setting. It is stamped "6" under the mainspring.

*Plate Length: 129mm*



**167 Copper Cap Continental lock with gravitating safety.**

An unsigned caplock with a gravitating dog working on the breast of the hammer and coarse scroll engraving on the plate and hammer. The dog appears to be a replacement

*Plate Length: 120mm*



**169 Miquelet Algerian (Kayble), silver inlays dated 1190 A.H. (1776).**

Algerian miquelet with silver overlay dated 1190 (AD 1776) on the lower edge of the lockplate. The inside of the lockplate is covered with a thin brass plate; the outside with embossed or chiselled silver panels on all visible parts. The panel on the inside of the lower jaw is missing. The dog catch a replacement.


*Plate Length: 179mm*




**170 Cartridge W. Richards detachable boxlock.**

A Westley Richards "drop lock" for right barrel with intercepting sears, jewelled steel components, stamped on the right side "*Westley Richards • Patent 177587 / 10667 / 07*" in oval and on the left with engraved flowers on the pivots and hammer spur.

*Plate Length: 75mm, 128mm overall*



**171 Flintlock with Dog Safety Typical I. Cookson.**  
Typical dog lock with vertical sear, signed / Cookson.  
*Plate Length: 170mm*



**172 Snaphance Italian (Tuscan) with engraved buildings.**

An unsigned, flatlock snaphance of Tuscan origin engraved with vines on the cock, frizzen arm and lockplate in front of the cock. Behind the cock is engraved a large building, probably a residence.

*Plate Length: 159mm*



**173 Flintlock Miniature flintlock, unsigned, unfinished.**

An unfinished miniature flintlock with reinforced cock and a bridle on the tumbler and frizzen. The mainspring, frizzen spring, top jaw and top jaw screw are missing.

*Plate Length: 69.5mm*




**174 Pill Lock English experimental Hayward Pattern of 1831 on India Pattern musket.**

Blackmore notes, "after an India Pattern musket had been successfully converted in 1832, thirty-two of the muskets were ordered for trail in October, 1833". This would be the lock submitted in 1832 by T.H. Hayward, a Winchester gunmaker. Lovell made a few suggestions and the improved muskets were delivered for trials in 1834. These were made on the New Land Service lock. This lock is the prototype converted from the India Pattern lock. The tubular magazine held round percussion pellets. When the hammer was cocked, one was picked up in a cavity in a turning drum and put into position to be struck as the hammer fell.

*Plate Length: 174mm (189mm overall)*

*References: H.L. Blackmore, *British Military Firearms*, pp168, 178; Chalmer, J.A. et al.*

*"The British Percussion 'Musquet' Trials of 1834-1835" *Arms Collecting*, Vol. 40, No. 1 (Feb. 2002) pp. 12-18.*



**175 Flintlock with Dog Safety Dutch with spur extension to the top jaw, c.1650.**

Dutch doglock, c. 1660 with vertical acting sear having half and full cock notches, a flat cock with a long spur extension to the top jaw, a flat lock plate with a slightly rounded tail, and three screw attachment. Plain, but with what might be a maker's mark in the form of a crescent in front of the cock.

*Plate Length:* 155mm

*References:* J.P. Puype. *Arms of the Netherlands in the Collection of H.L. Visser.* Vol. 1, Part 1, p. 132 (Cat. No. 36).



**176 Flintlock British military Rampart or Wall gun by Farmer, 1746.**

The lock of a large rampart of wall gun by James Farmer dated 1746. Although usually described as wall guns, these “large scale Brown Bess muskets” with a bore of 1 inch or more, were also carried as side arms on the carriage or limber of the light 3-Pdr. cannon, used in conjunction with a defensive mantlet.

*Plate Length: 225mm*

*References: Adrian B. Caruana. Grasshoppers and Butterflies, the Light 3 Pounders of Pattison and Townshend. Museum Restoration Service, 1979, 1999.*



**177 Cartridge Needham's by Perry & Yeld, "Lever Lifter." c.1860.**

A finely engraved breech of B.L. double gun with lock engraved *Perry & Yeld*. The water table bears the London View marks and a round, silver inlaid stamp embossed *Meacham's Patent London* surrounding the stamped number 947.

No patent has been located.

A side lever, when pressed, lifts the hammers to half cock to allow the firing pins to retract.

This design would have appeared after the center fire cartridge became popular about 1862

and before it was superseded by the rebounding lock first patented in 1866. William Perry, gunmaker, is recorded in 1866 and 1867 at Great May's Bldgs., St. Martins Lane, London. Neither Yeld nor Meacham have been located.

*Plate Length:* 166mm

*Provenance:* Frederick Joyce & Co., the cartridge manufacturers, in need of a pair of barrels for ammunition testing, removed them from this action.

*References:* Crudginton & Baker, *The British Shotgun*, 1979, Vol. 1, p. 138.



**178 Miquelet Albanian "Gazel" with simple gold and silver inlay.**

Balkan miquelet with twisted silver and gold wire inlay on the plate and cock and overlays of gold in various colors on the frizzen back and cock cover.

*Plate Length: 96mm*

*References: Daskalove & Kovacheva, *Weaponry of the Past*, Sofia Press, 1989, pp. 66-73.*



**179 Copper Cap Rt. angle pistol lock, type 1 (up sear).**

This form of lock is often found on 19th century target pistols manufactured in Belgium and France.

*Plate Length: 94mm*



**180 Copper Cap Rt. angle pistol lock, type 2 (down sear)**

This form of lock is often found on 19th century target pistols manufactured in Belgium and France.

*Plate Length: 100mm*



**181 Flintlock East India Company, dated 1816.**

East India Co. pistol lock with long frizzen. Dated 1816 on the tail; stamped with a lion rampant holding an orb, and a crown over "2" in front of the cock. Stamped on the inside of the plate, "5" and "27"

*Plate Length: 136mm*

*References: Harding, David F. *Small Arms of the East India Company, 1600-1856*. London: Foresight, 1997.*



**182 Flintlock French P.1717 with Saint Etienne arsenal stamp.**

A French Pattern 1717 flintlock musket lock stamped on the outside with the “S (*fleur de lis*) E” mark of St. Etienne and *P. Girard* who was described as *entrepreneur des armes pour le roy* (*arms supplier to the king*). Inside, the lock is stamped *I. Perrin*.

*Plate Length: 182mm*

*References: Jarlier, Pierre. Répertoire d'arquebusiers et de fourbisseurs français. F-P. Lobies Éditeur, 1974.*



**183 Cartridge Bar action engraved S. Mortimer.**  
*Plate Length: 112mm*



**185 Miquelet Neapolitan, "Manetta"**

Neapolitan miquelet, floral engraved overall, signed "*Maletta*" or "*Manetta*."

*Plate Length: 152mm*



(186: SEE NEXT SLIDE)



**186 Flintlock W. Turvey, with turning frizzen safety. (See previous powerpoint slide.)**

A flintlock by William Turvey with a frizzen which can be rotated sideways while the pan cover remains in position. When returned for firing, the frizzen locks with the pan.

*Plate Length:* 136mm

*Provenance:* Ex. W. Keith Neal collection, where it is illustrated as Plate 413 in his *Great British Gunmakers 1740-1790*, at which time it was attached to “A Coach Carbine.”

NOTE: this slide’s photo courtesy of Bonhams.



**187 Flintlock H.W. Mortimer & Co., Adjustable frizzen tension.**

Flintlock with crescent cock and rainproof pan, engraved with border and decoration, and *H.W. Mortimer & Co.* in front of the cock. This lock has an adjustable screw-like device attaching the frizzen spring to the lock and what appears to be an adjustment screw to the spring and a roller on the spring. It is the same device found on the musket made for H.W. Mortimer Jr., in 1803 while a member of The Law Association Volunteers.

*Plate Length: 117mm*

*References: H. Lee Munson, *The Mortimer Gunmakers, 1753-1923*. Lincoln RI, Mowbray, 1992, pp. 84-5.*



**188 Flintlock Pretzman's patent by Theophilus Richards, 1813.**

Engraved *T. Richards* over *Patent 225* on the plate in front of the cock; *Richards Patent* on the back of the frizzen and stamped *R225* over *Patent* on the rear of the plate. It is the work of Theophilus Richards (1799-1833) of Birmingham. This construction is covered under Robert Pretzman's English patent No. 3722 of July 12, 1813 for "An improvement in the pan touch-hole and pan cover of a gun-lock." The patent covered a touchhole covered with a plate, a shaped leather "washer," screw-fastened to the top of the pan cover, and "channels cut around the pan to run off wet."

*Plate Length:* 111mm

*References:* Band, R. W. "An India Pattern Musket with Robert Pretzman's Rainproof Lock."

*Arms Collecting*, Vol. 39, No. 2 (May, 2001) pp. 47-48.



**189 Flintlock French with underlever for enclosed rain cover.**

An unusual flintlock with a long, narrow plate, limited deep engraved and relief chiselled decoration, and an under lever to cock the piece. The lever in three stages, moves the cock to (1) half-bent; (2) three-quarter bent, (3) full bent. At the same time, the arm on the right side of the lock closes the frizzen. The same lock(s) is found on a double gun by Nicolas Bouilliet (recorded 1774) in the Royal Armouries, Leeds. On it, the locks have a waterproof box over the mechanisms. Hence, the underlever for cocking. This would explain why the lever does not work to move the cock to the first “half-cock” notch but does to the next two.

*Plate Length:* 133mm

*References:* Royal Armouries accession records, (XII.1755); Jarlier, 2nd supplement, col. 32, 32.

See “*Two Unusual Detached Lock Mechanisms*”, Brian Godwin, Arms & Armour Society Journal, London, March 2024, pp.295-307, where this lock is discussed and illustrated.



**190 Flintlock Manton carbine, Pattern 1833 dated 1835, shop sample.**

Charles Manton's Pattern 1833; a toolroom sample dated 1835. This lock is inlet into a shaped walnut block on which the left side has been opened to permit a view of the action of the lock. The "Stock" is stamped in three lines, *Patt 1833 Manton* and is pierced for a thong. The stock where the trigger pin passes has been reinforced with a hide glue/sawdust mix which would have been part of the original manufacture, in anticipation of the pressure put upon it. The same material has been used in holes in the "grip." See also No. 032, 095, and 161.

On 12 November 1834, 1000 Pattern 1833 carbines designed by Charles Manton, Master Furbisher, were authorized, half to be made at Enfield, the other half by 10 London gunmakers. This tool room sample was probably supplied to one of the ten. Although the dates 1835 & 1836 appear on the locks, none were completed in 1835. Deliveries were made 297 in Feb. 1836; 292 in Mar. 1837; and 411 on 28 June, 1837. The locks were all made by Joseph Brazier of Wolverhampton.

*Plate Length:* 139mm (213mm overall)

*Provenance:* Via Joseph Salter, "in Nova Scotia for many years."

*References:* HLB, *British Military Firearms*, p. 144; S.J. Gooding, "Charles Manton and the British Cavalry Carbine Pattern 1833."

*The Gun Report*. Vol. 51, No. 9 (Feb. 2006), pp. 26-31.



**191 Miquelet Turkish, special, with gold/silver overlay and coral beads.**

Turkish miquelet with gold, silver and coral decoration. This elaborately decorated lock is in the Turkish style but according to Robert Elgood, the inlays are representative of a number of areas, suggesting a gunmaker who travelled considerably. The inlays on the right side of the cock are in gold and continued around to the left side in silver. The date 1220 A.H. (1805) is in gold, bordered in silver; the top jaw is covered with silver beads and bands. The cock-to-frizzen bar is of silver with engraved floral decoration. The underside of the frizzen spring is inlaid with silver "flowers." Three round, coral beads are mounted on pins between the cock and the pan. A fourth pin is vacant and of a longer size suggesting it was of greater importance, perhaps gold. A similar arrangement (with vacant pin) is found on a lock photo in the Noel Corry collection in the Royal Armouries Museum, Leeds.

*Plate Length: 85mm*

*References: Robert Elgood, private conversation.*



**194 Cartridge Zimmerstutzen, salon gun, unsigned, with scroll engraving.**

A side lock for a Continental Zimmerstutzen “salon” rifle, unsigned, the nose missing. The style and form of engraving would indicate a Continental gunmaker, where indoor shooting in galleries or “salons” was popular.

See also 235.

*Plate Length:* 128mm

*References:* *Airgun Review*, No. 2, p. 39.



**195 Matchlock Italian Snap-matchlock with mark CB in an oval beaded border.**

Snap matchlock with flat plate and gracefully arched dog; round pan and manually opened cover.

The pointed and stepped tail first appeared about 1640, probably in the Netherlands.

The maker's mark, an oval with a beaded border enclosing the initials "GB" or "CB" has not been identified but it is a style popular in Italy during the 17th/early 18th century. A similar lock is mounted on a restocked rifle in the Museum of Artillery, Turin.

*Plate Length: 128mm*




**196 Miquelet Spanish or Portuguese miquelet of unusual configuration.**

This lock has anomalies - the square tail to the lock-plate and the bridle to the cock-screw. The bridle serving as the support for the cock-screw, which usually covers the cock, has been recessed into the body of the cock, providing a stop for the cock at both full cock and in the fired position.

The light engraving on the pan cover and the cock bridle is suggestive of the subtle shading of the Italian Bulino technique: see *Bulino Engraving with Chris DeCamillis—A Precision Bench Masters Mentoring Online Session*.

**Plate Length: 122mm**



**197 Flintlock French, crescent cock of classic Lepage design.**

Left lock for a double gun with classic French crescent cock, rainproof pan; case hardened in color; unfired frizzen.

*Plate Length: 122mm*



**198 Flintlock Unmarked Continental, in the white.**

Right lock for a double flintlock gun; roller on frizzen spring;  
unfired frizzen; all in the white.

*Plate Length: 135mm*



**199 Copper Cap Bar action with stamped lion and flying bird decoration, (a pair).**

A pair of unused percussion bar action locks engraved with scrolls, a lion, and flying pheasants but without maker's name. Case hardened in color and retaining much of their original protective varnish coating.

*Plate Length: 115mm*



**200 Copper Cap Bar action lock, well made and simply decorated engraved Peterman.**

An extremely well-made percussion bar-action lock by “Peterman.”

The plate is scroll engraved with rope border; the hammer scroll engraved with elaborate engraved serpent head. Sellers (1983, p. 236)

lists three “Peterman” gunsmiths, a Peter and an Abraham at Philadelphia in 1847 directories, and a George in Betetour County, Virginia in the 1850 census.

*Plate Length: 123mm*



**201 Flintlock Spanish, M.1801, Musket.**

Spanish, Model 1801 military musket with brass pan and grooved frizzen. The lock is stamped *ARI* on the body of the plate and has another stamp in a square depression, behind the cock. See also 107.

*Plate Length: 170mm*




**202 Pellet Lock Joseph Manton's 1816 Patent pellet lock.**

This lock (S/N 830-), is one of four known examples of Joseph Manton's pellet lock based on his patent No. 3985 dated February 29 1816. It was his first recorded excursion into percussion. Neal & Back (1966, 1978) estimate that only 275 guns were made. They record 20 surviving examples, all of which were shotguns and all of which had been converted to caplock or tubelock. One pair of flint pistols altered with replacement pellet locks (probably promotion pieces), also survive, and two detached locks from the converted guns, were the only original locks reported. This is one of them. See also 097.

*Plate Length:* 120mm

*Provenance:* Formerly in the Warren Moore collection.

*References:* S.J. Gooding, "Joseph Manton's First Percussion Patent, Feb. 29, 1816, No. 3985" *Arms Collecting*, Vol. 39, No. 2 (May, 2001), pp. 39-43.



**203 Pill Lock John Jones of Birmingham design engraved N. Knight c.1810-15.**

This lock is heavily engraved, bearing the name “M(?) Knight,” an unidentified gunmaker and stamped on the inside with the lockmaker's initials MN or MM. It can only accept a single pellet which must be manually inserted in the “pan.” Other variations of the “Jones/Knight lock” are known, one like No. 073 above with a pellet magazine; and a one with a magazine variation in the Birmingham Museum of Science and Industry. No Patent granted to Jones for a gun lock is recorded. The basic characteristic is identical in principle to LePage’s French patent of 1810 which suggests they *may* be contemporary.

*Plate Length:* 124mm

*References:* Winant, 1959, p. 62; Neal & Back, 1969, plate 110-113.; S.J. Gooding,

“John Jones & Son of Birmingham and their improved percussion ignition,” Royal Armouries Journal (*JRAM*), Vol. 4, No. 1, pp. 45-51.



**204 Miquelet Ottoman military, with “horns”; blank tugra.**

A typical, plain, military miquelet lock, of small size and void of decoration.

The impression where a tugra (maker’s mark) would have been embossed is now blank. See 024.

Plate *Length*: 82mm



**205 Copper Cap Hudson's Bay Company with fine engraving for a double gun of very high quality.**

A left lock from an English gun made for the Hudson's Bay Company incorporated in 1670 to trade with the natives in Canada. The majority of their trade guns were of good but not high quality (see 006, 033, 142). This high-quality lock by an unidentified maker was probably supplied by Edward Bond, their "Gun Viewer" in the 1870s for a special order from a Company employee. It would have been classed as a "fusil Fine" because of the quality over and above the standard trade gun.

*Plate Length: 118mm*

*References: Gooding 2005, Trade Guns of the H.B.C. 1670-1970.*



**206 Flintlock New Land pistol, marked with the crown over WR, 1835-37.**

New Land flintlock pistol or carbine of flat profile with sliding safety acting on the tumbler, stamped with crowned *W.R.* in front of cock and on the inside of the plate, "*IH*" or "*JH*", "*A*", a crowned "*3*" and *WHEELER*. Robert Wheeler and Son had Ordnance pistol contracts 1835-1837

Plate *Length*: 131mm

Provenance: Wm. V Osborne II, Whitewater, WI; Baltimore, Mar/2001.

*References*: Bailey, D.W. *British Board of Ordnance Small Arms Contractors 1689-1840*.



**207 Pill Lock LePage patent, 1810 with vase form firing pin.**

On June 23, 1810, less than three years after Alexander Forsyth was granted his English patent for the discharge of firearms by a detonator, Jean Lepage was granted a French patent which covered a number of forms of primer application. Most were designs to use a single pill primer as with the vase form here or the simple form on lock No. 158.

See also 158.

*Plate Length: 134mm*



**208 Percussion/Cartridge N.R. Davis & Sons with unusual enclosed tumbler.,.**

An unusual lock for a late percussion or early breechloading side hammer gun. The plate is stamped with a decorative border and "N.R. Davis & Sons." It is marked "30" under the mainspring. ~~It was one of a pair in the Serbin collection.~~ N.R. Davis was active at Assonet, Mass. from 1853 and became N.R. Davis & Sons in 1884. Although drilled for lock nails, there is evidence that a hammer was never fitted. The "tumbler" with half and full cock notches and a ledge for the mainspring, is circular, fitting into a hollow "drum" integral with the plate. It is held in place by the pressure of the mainspring and a "washer" fitting, (but not very tightly) into the drum. There is nothing to hold the washer in position. See also 253 for the left lock.

*Plate Length: 108mm*

*References: Eugene L. Lyon, The N.R. David Firearms Co." The Gun Report, May 1984, pp. 58-60.*



**209 Cartridge Stanton, Bar in wood, in the white as sold to the trade S/N B55461.**

This lock demonstrates the state a gunmaker would receive a lock from the lock makers; finished but not hardened, the hammer screw in place but the hammer wanting to be supplied and fitted by the gunmaker.

*Plate Length: 120mm*



**210 Flintlock Italian lock with brass inlays by L. Zugno.**

Small Italian flintlock engraved *L. Zugno*, probably Luca Zugno of Brescia, 1690-1725, along the lower edge. Three engraved brass plaques — two on the plate and one on the cock. Bridle on tumbler but not on frizzen.

*Plate Length:* 95mm

*Provenance:* Sold at auction by Fischer/Lucerne, Oct. 5-7 1995, Lot 424.

*References:* Carpegna, p. 223-224. Luca Zugno, Gardone, 1761. Appendix 12, p. 223, 438.



**211 Tube Lock Converted to tube ignition with Guiseppi Console's design.**

A flintlock converted to Console's system of tube ignition, retaining the original flint cock.

The lockplate of flat configuration with beveled edges, is engraved *Cesar Ra Manf. / Brescia* [1797-1802].

Most parts are numbered ".XVI" (316?) which Robert Held describes as a contractor's number.

The pan has been replaced by a receptacle with a triangular opening for the tube; the frizzen has been replaced by a tube cover with a blade-like tube-striker. It is stamped in the interior "450" under the tube opening. See 115.

*Plate Length:* 153mm

*Provenance:* W&W sale No. 354, (Feb. 1991) Lot 1165.



**212 Miquelet Unsigned Roman lock with leaf and vine decoration.**

A classic roman lock with slightly rounded plate, engraved with acanthus leaf and scroll on the tail and cock. Sculpted frizzen.

Unsigned lockplate.

Plate *Length*: 134mm

**213 Cartridge Right J. P. Claborough by Stanton B74183.**

Right rebounding lock with scroll engraved plate in classic pattern on the tail and J.P. Claborough & Bros. in a ribbon on the front. Stamped inside, Joint Patents/Stanton & Co. and the control number B74182. English gunmaker, established outlet in California 1867.

[See 214.]

*Plate Length:* 116mm

*References:* D. Tate, *Birmingham Gunmakers*, Long Beach: Safari Press, 1997, p. 42 ff.

EDITOR'S NOTE: no photo of this lock has been found.



**214 Cartridge Left J. P. Claborough by Stanton B74182.**

Rebounding lock with scroll engraved plate in classic pattern on the tail and J.P. Claborough & Bros. in a ribbon on the front. Stamped inside, Joint Patents/Stanton & Co. and control number B74183. English gunmaker, established outlet in California 1867.

[See 213.]

*Plate Length: 114mm*

*References: D. Tate, Birmingham Gunmakers, Long Beach Safari Press, 1997, p. 42 ff.*





**215 Flintlock Military with full and fired stops on cock and flash guard.**

A large military lock with flat plate and flash shield. The rear of the cock is made with a stop for full cock and fired position. The plate is not marked but the interior is stamped with a long arrow.

*Plate Length:* 178mm

*References:* Peter Krenn, *Hand feuerwafen des Osterreichischen soldaten*, Graz Landesmuseum, 1985.

**Provenance:** W&W Sale No. 384, June 8, 1991, Lot 1164; Wallis & Wallis Sale No. 354, Lot 1168, 1985 stated “The following six detached gun locks (lots 1166-1171) are stated to be part of war booty brought from the Arsenal, the Central Depot, and the Museum of Artillery in Paris, captured in 1815.” All were “non-standard” flintlocks. See also 086, 136.



**216 Flintlock/Pill Lock Baker's flint/percussion combination of 1821.**

A combination flint and pellet lock, in the white, with features in a design Ezekiel Baker submitted to the Royal Society of Arts in 1822 and on a percussion cap gun dated 1821 formerly in the H.J. Jackson collection. This lock is also fitted with the "Regulating Screw Pin" design to adjust the mainspring pressure for which he received a silver medal from the Society in 1822.

*Plate Length:* 123mm

*Provenance:* Christies, W. K Neal sale, July 18, 2002 via P. Finer.

*References:* Jackson & Whitelaw (1923), fig. Winant (1959) pp. 105-106. S.J. Gooding, "Ezekiel Baker and his improvements to flintlock guns" *London Antique Arms Fair 2007*.



**217 Flintlock Aston's "invention" for flint jaws.**

A flintlock in the white with Aston's method of mounting the flint. Although [this lock is] completely unmarked, a detached cock formerly in the Neal collection is engraved on the top jaw *Aston Inventor*. It is not known which of the Astons in the lock making trade was the maker. There were at least 30 of the name working in England but it was probably Thomas Aston (active 1810-1822) at 10 John Street, Birmingham. A screw at the back of the cock presses against an arm attached to the top jaw to apply pressure on the flint to hold it in place.

*Plate Length:* 121mm

*Provenance:* Christies W.K Neal sale, July 18, 2002 via P. Finer.

*References:* Tony Gibbs-Murray, personal communication, Dec. 2005.



**218 Copper Cap Danish military with round plate based on Pattern of 1807.**

A percussion version in pistol size of the flintlock designed by Christian Wilcken Kyhl, which became the Danish Pattern 1807. It is unmarked, of robust, simple construction, with internal hammer and round-surfaced plate.

*Plate Length: 117mm*



(219: SEE NEXT SLIDE)

**219 Flintlock Nock screwless lock, unfinished.**

**(See previous powerpoint slide.)**

This typical Nock screwless lock, in the white, retaining it's "setting-up" screws. A 5½ inch lock reduced in length to 5 inches, with a hole drilled for two-screw attachment. (see also 003, 041, 114, 237).

*Plate Length: 136mm*

*References: Howard L. Blackmore, 1956, p. 75, plate XXI.*





**220 Pill Lock Mule-ear punch lock, Ephriam Gilbert Patent 1829.**

Mule-ear or punch lock by Ephriam Gilbert, Name & Date Patent April 3, 1829. Round tail lockplate engraved with 3-line border with cross bars, scallop on tail and basket with flower and other decoration, engraved hammer. Stamped (partially under hammer) *E. Gilbert Patent Rochester.* [NY]. Stamped inside the plate with the number 876.

Plate *Length:* 109mm

*References:* H. J. Swinney, *The New York Firearms Trade.* Rochester, NY, 2003.



**221 Flintlock U.S. Pattern 1817 Common Rifle by H. Deringer.**

A lock with a flat profile at the front of the plate and slightly rounded at the rear; with a slanted brass pan. Signed in front of the cock, "U.S over DERINGER over PHILAD<sup>A</sup>" and dated 1826 on the tail.

Plate *Length*: 137mm



**222 Flintlock Central European sporting flintlock of c.1740.**

Unsigned Central European sporting flintlock of the first half of the 18th century with flat, stepped lockplate with chiselled border; unbridled, fluted, faceted pan; cock with chiseled border, faceted top jaw and decorative cock screw; Shield-shaped frizzen with bevelled pie crust border. This lock, although threaded for lock screws, has never been on a gun and the frizzen is unmarked.  
Plate *Length*: 145mm



(223: SEE NEXT SLIDE)



**223 Cartridge Stanton rebounding locks engraved “Newark” of Coventry. (See previous slide.)**

A pair of bar action rebounding locks profusely scroll engraved and engraved “Newark” on the bar of each. They bear the “Stanton Patent Joint Patents” stamp on the inside of the plate and the registration “No. C 12297” on the right and “No. C 12298” on the left. Mounted on a walnut block with a turned brass pillar support. John Newark was a gunsmith active in Coventry 1853-1870.

*Plate Length: 119/120mm*



#### **224 Forsyth's Priming Powder Rumford Patent Percussion sliding lock.**

A sliding percussion ignition left lock engraved "Rumford Patent" on the magazine bar and engraved with a sunburst around the lock screw and on the stepped tail. Mounted on a walnut block with a turned brass pillar support. No patent issued to Rumford has been found in England, France, or America. Benjamin Thompson was born of English parents in 1753 in America. He moved to England after the American Revolution, was knighted by the King in 1784, entered into the service of the elector of Bavaria (1784) residing in Munich, and returned to England with the title Count von Rumford in 1795. In 1809 he settled on an estate at Auteuil near Paris where he died in 1814. Rumford's interests in science, technology, and gunpowder, combined with his presence in England prior to 1809, suggest that this lock might be the prototype for Forsyth's slider lock introduced about 1810. It appears to have been made by the same lockmaker as a Forsyth demonstration lock made in October, 1809: the same engraved sunburst around the lock screw, the same wheat-head design around the border, the same pointed and stepped tail on the plate, the same decorative shape to the sear, and the same size and design of the tumbler bridle. The right lock of the same, formerly in the Charles D. Cook collection (Serven, 1952, lot 990), is in the collection of the Winchester Arms Museum in Cody, Wyoming.

Plate Length: 116mm

*Provenance:* Formerly in the collection of Joseph H. Gest (1950+/- 1960); Herbert J. O'Connell (c.1960-1966); Paul Murray (1966-2003).

*References:* Herbert G. Houze, "The 1861 Inventory of the Arms and Miscellaneous Material in the Office of Colonel Samuel Colt" and, Appendix, "Further Notes on the Forsyth Material in the Arms collection of Colonel Colt," *Armax* Vol. 1, No. 1 (1987), Plates A3, A5.

*Classic Arms & Militaria*, Vol. XII, No. 3; *Dictionary of National Biography*, current edition.



**225 Miquelet Persian miquelet with gold vines.**

A small, late 18th/early 19th century, North West Persian miquelet with heavy gold overlay of scrolls and vines.

*Plate Length: 75.8mm*

*References: Elgood, 1995, Fig. 85, p. 202.*



**226 Flintlock Miniature, primitively made, African gunsmith.**

A rather clumsy-made lock with throat hole cock and a bridled tumbler but unbridled frizzen.

Mainspring missing. This lock may have originated from the same group of African gunmakers as No. 056.

*Plate Length: 90.4mm*



**227 Flintlock Decorative Export lock**

A flintlock with flat profile and imitation step filed in the tail, throat hole cock with square jaws, bridle on tumbler and frizzen. Nicely engraved heart and scrolls on plate, cock, top jaw, and frizzen. Line engraved border. Initials "GB" stamped on inside.

*Plate Length: 139.8mm*





**228 Copper Cap Right lock with horizontal sear of 17th century design. (See next slide.)**

*Description:* A right-hand percussion lock with horizontal sear. In principle, the action of this lock is identical to that of the English Lock of c.1620. In the half cock position a branch on the lower half of the sear rests in an inclined shelf on the tumbler. At full cock, a hook on the horizontal sear wraps around a spur on the upper portion of the tumbler. Pressing the sear backwards with the trigger lifts both out of the way to allow the hammer to fall.

*Plate Length:* 131mm

*References:* See “*Two More Unusual Detached Lock Mechanisms*”, Brian Godwin, Arms & Armour Society Bulletin, London, December 2024, pp.15-26, where this lock is discussed and illustrated.



(228: SEE PREVIOUS SLIDE)



**229 Copper Cap British military, percussion Pattern 1839.**

Standard British military Pattern 1839 musket lock stamped *Tower* on the tail and *crowned VR* in front of the hammer. Stamped on the inside with the Crown over 3 and another over 13. Stamped also with the initials “WF” and in another location, the name “*Davis.*”

*Plate Length:* 165mm

*References:* H.L. Blackmore, *British Military Firearms*, p. 179.



**230 Copper Cap Islamic, Spanish right-hand lock with arched hammer.**

A coarsely-made right percussion miquelet lock with a long, arched hammer leading to a depression for a round bolster.

Others of this style have been described as conversions from flint, but on this, there is no evidence that it is so. The plate, bridge, and hammer are engraved. The hammer spur is quite broad and engraved.

*Plate Length: 123mm*



**231 Copper Cap Right, bar in wood by Alexander Henry.**

A right percussion lock with overall scroll engraving, Alex. Henry in a ribbon, and stamped on the inside "Joseph Brazier Ashes" The four-screw bridge is of "cheese cutter form.

*Plate Length: 118mm*



**232 Copper Cap Continental, in the white, with cap guard, pointed tail.**

An early percussion lock of Central European origin with a cap guard protector.

Although threaded for lock screws, it is unmarked and would be considered

“in the white.” The plate is pointed at the tail, hammer is of flat profile,

and the cap guard is square. The plate is cut for a round drum of 2cm diameter.

There is single screw attachment with a hook at the front of the plate. Light overall pitting.

*Plate Length: 140mm*



**233 Copper Cap Continental, in white, with cap guard, round tail.**

An early percussion lock of Central European origin with a cap guard protector. Although threaded for lock screws, it is unmarked and would be considered “in the white.” The plate is round at the tail, hammer is of flat profile and the cap guard is round with a long spur on the tail. The plate is cut for a separate pan. There is two screw attachment.

*Plate Length: 133mm*



**234 Flintlock Right, lock by Vigniat à Marseille, c1810.**

Flintlock with flat plate, two screw attachment, engraved border with light scroll flourishes, pointed tail and flat, engraved throat hole cock. The body engraved "Vigniat à Marseille" and stamped with a small crown over "BL" behind the pan. Stamped on the inside with "T.M (the left branch of the T missing) beside three punch marks," "DR" and "9."

Plate *Length*: 165mm

E. Heer, *Der Neue Stockel* 1976, p.1329, Vignat/Vigniat, Marseilles 1810.



### **235 Zimmerstutzen by C.G. Harston, Toronto & London**

A left zimmerstutzen lock engraved C.G. Harston & Co. designed for indoor shooting as a BB cap without powder or perhaps a muzzle loader.

Charles Greville Harston was an officer in the Canadian Militia in Toronto who obtained Canadian patents for alterations to the military Martini action in the 1880s. In 1874 C.G. Harston & Co. was located in Birmingham, England, at 95 Bath St (1872-1875) and London at 24 Cullum St., and in 1875 at 12 Victoria Street., London.

In 1872-1875 a Greville-Harston & Co. was recorded at 95 Bath St., Birmingham.

*Plate Length: 120mm*



**236 Copper Cap Manton P.1833 carbine lock, converted.**

Manton carbine, Pattern 1833, converted to percussion 1844-1847, with safety at half cock. The usual engraving WR crown over Tower, and the date 1835.

*Length:* 139mm

*References:* H. L. Blackmore, *British Military Firearms*, p. 214.



**237 Flintlock Nock Screwless, prototype or experimental version, 1786. (See next slide.)**

The first order for screwless lock muskets given by the Duke of Richmond to Henry Nock were completed in May 1786. Of the 39 ordered, as many as seven may have been copied from a Prussian model (086); the balance was probably of this experimental pattern. All of the mechanism is covered with a brass casing stamped HN, over which is a thin steel plate engraved with the crown over *GR*, with the flash-guard attached. Although no screws are required to dismantle the lock, there are two square headed bolts used to secure the cock and the sear. It is possible to get at the mechanism without tools. This lock design in a larger (5½ inches as opposed to 5 inches) size, with the royal cypher engraved on the flash-guard was used in a number of trial arms. These two differences suggest this may have been an early production.

(see also 003, 041, 114, 219).

*Plate Length:* 140mm

*References:* Howard L. Blackmore, "The Experimental Firearms of Henry Nock." *JAAS*, Vol. II, No. 4 (Dec. 1956), pp. 71ff. Plate XXII; S.J. Gooding, "A Note on Screwless Flintlocks for the Ordnance, 1780-1790, Jonathan Hennem, Henry Nock, and a Prussian Design." *JAAS*, Vol. XIX, No. 3 (March, 2008), pp. 135-147.



(237: SEE PREVIOUS SLIDE)



**238 Cartridge Pair of rebounder locks by A.M. Arms Co. Boston.**

A pair of rebounding locks marked A.M. Arms Co. Boston (American Arms Co. Boston, 1870-1901).

*Plate Length:* 116mm

*References:* Sellers, 1983.



**239 Tube Lock [Sic—see note below] Demondion Pat. 6139, 1831.**

Augustus Demondion, English patent No. 6,139, July 13, 1831. This design was used for a breech loading musket firing a cartridge with a horizontal tube protruding from the base. The mechanism is from an under-hammer military musket on which the hammer is formed on the mainspring and the sear on the trigger which are incorporated into the trigger plate and brass trigger guard. The hammer is cocked on opening the breech which is hinged at the front and the breech block acts as an anvil on which to strike the tube. The TG is designed to deflect gas down in front of the soldier's hand. The only mark is "6" on the trigger plate. This patent is identical with the French patent No. 4,677 dated April 27, 1831 granted to Jean-Antoine Robert.

*Plate Length:* 35.7cm overall

*Provenance:* Dean Taylor, May, 2005. *Acquired:* by him at Perth gun show.

*References:* W.W. Greener, *The Gun and Its Development*, 9th edition, p. 125; Pierallini, Livio, "Il sistema del dottor Robert", *Diana Armi* 1994 No. 3, pp. 96-98.

EDITOR'S NOTE: In the Robert system the fulminate-containing tube is part of the cartridge, not a separate primer, so most collectors would classify this specimen as "Cartridge" rather than "Tube".



**240 Copper Cap Pair of percussion locks in the white by Joseph Brazier–The Ashes.**

A right and left pair of bar action percussion locks stamped inside “*Joseph Brazier*” over “*Ashes*” in very small letters. They are in the white and undrilled for side screws. They are fitted with a 4-pin bridge and a paneled hammer. The left hammer screw is a poor replacement.

*Plate Length: 119mm*



**241 Pellet Lock Sharps, New Model 1859 with color.**

Sharps' New Model 1859 marked on the plate, *C. SHARPS' PAT. / OCT. 5th 1852* and near the primer mechanism, *R.S. LAWRENCE PAT. / APRIL 12th 1859.*

This lock retains almost all of its case hardening color and original varnish.

See also 117.

*Plate Length: 127mm*

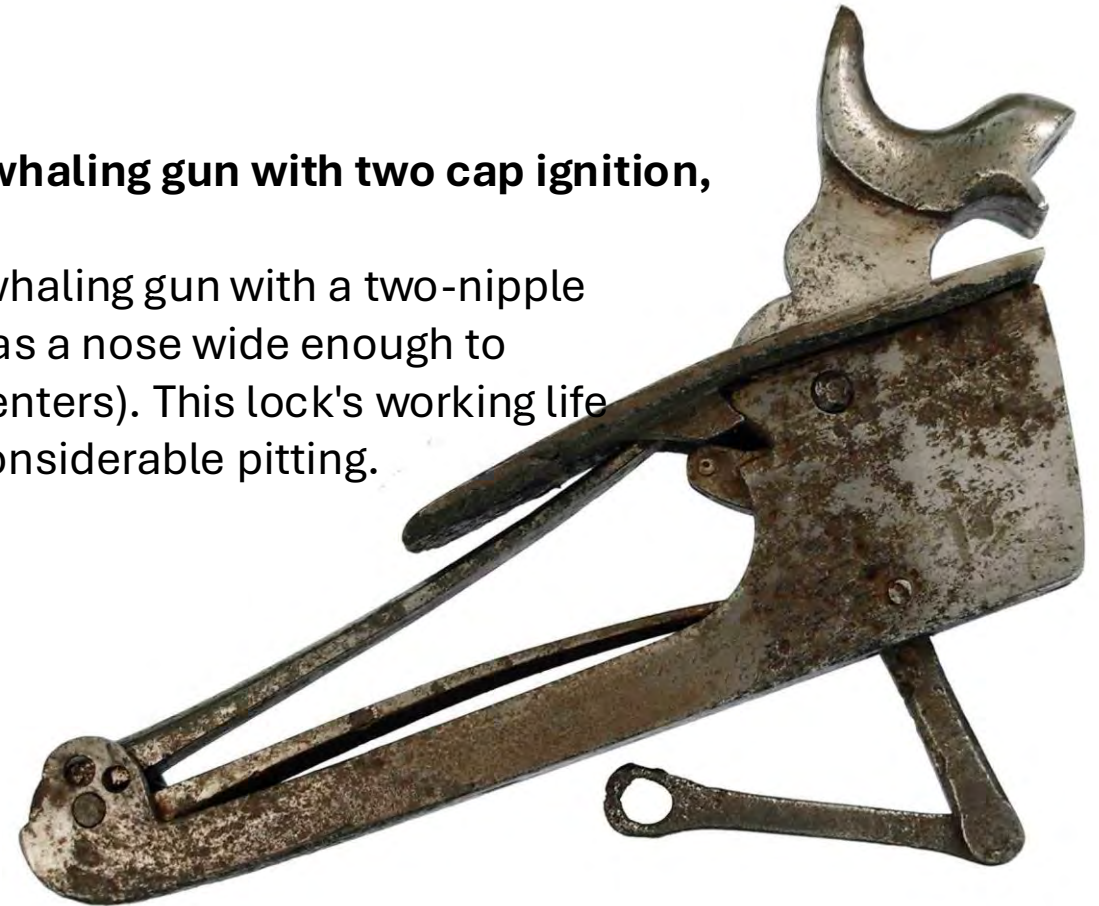


FRONT VIEW

**242 Copper Cap Percussion harpoon or whaling gun with two cap ignition, c.1840.**

The box-lock from a percussion harpoon or whaling gun with a two-nipple priming system. The central hung hammer has a nose wide enough to strike two side-by-side nipples (on  $\frac{3}{8}$  inch centers). This lock's working life in a salt water environment has produced considerable pitting. It is unmarked.

*Plate Length: 187mm*



SIDE VIEW




**243 Cartridge Sneider Pat. 149,353 of 1874.**

A rebounding lock, in the white, by Charles E. Sneider of Baltimore based on U.S. Patent No. 149,353 dated April 7, 1875 assigned to "himself and Duncan C. Clark," his partner. Stamped on exterior and interior, *Sneider over Baltimore*. The patent incorporates a coupling or link with the mainspring to prevent the latter from expanding beyond the limit and a projecting arm on the sear-spring bearing on the tumbler for returning the hammer after it has struck the firing pin. The tumbler pin/hammer is hexagonal; the sear spring screw has a broken head.

*Plate Length:* 113 mm

*Reference* Louis S. Cherepy, Sr., *A Rebounding Lock ...* p. 109.



**244 Snaphance North African local manufacture (for tourist trade?).**

African, roughly forged, snaphance of primitive construction with a straight back cock, vertical sear, no provision for a pan cover. The tumbler is peined to retain the cock and decorative file marks have been cut into the frizzen spring. Probably made for the tourist trade.

*Length: 193mm*



**245 Wheellock Continental, round belly, Swedish/German ?**

A classic, unmarked, Continental wheellock with external wheel, c1650; hexagonal and turned dog arm, round-bellied lock conforming to the shape of the wheel, chamfered lockplate terminating with an oval step. Perhaps Swedish/German?

*Plate Length: 175mm*



**246 Copper Cap Underhammer, found in Canada, perhaps local manufacture.**

*Description:* Typical underhammer lock consisting of the tang with breech plug mounted with the mainspring and feather spring, hammer, and trigger.

A heavily pitted, surface find, allegedly found in the Carleton Place area of Eastern Ontario.

*Overall Length:* 151mm




**247 Flintlock Baker's Pattern East India Co. Musket approved 1818.**

Between 1819 and 1820, Ezekiel Baker redesigned East India Co. small arms beginning with this lock approved in July, 1818. It is a lock of rounded form marked with the United East India Company crest introduced in 1809, a crown over "8" inspectors' mark just behind the pan, and the rear stock screw moved to behind the tumbler and bridle. He included his "high" frizzen and a cock with a flat facet below the jaws which was fastened to the tumbler with a slotted bun-nut.

*Overall Length:* 147mm

*References:* Harding, David F. *Small Arms of the East India Company, 1600-1856.*

London: Foresight, 1997, Vol. I, pp. 204-208.



**248 FL Contemporary “Fantasy Lock” by Donald Leingang.**

A right flintlock cut from the solid with a slightly round plate with a roller on the frizzen spring and a safety on the cock. There are curls on the cock spur, frizzen top, and frizzen spring. It is engraved “D. Leingang,” under the frizzen spring. The face of the frizzen is engraved with serrations, a winged dragon is lightly engraved on the exaggerated back of the frizzen, there is a decorative border on the frizzen and pan where they join, around the screws, and on the neck of the cock. This lock was made by Donald Leingang of Ottawa, Ohio, a retired tool maker with an interest in firearms. Mr. Leingang told me that he based the lock on a Boutet photograph but he had additional sources for some details.  
*Overall Length: 140.45mm*



### **249 Cartridge Hless Lefever Arms Co. Hammerless Shotgun.**

A right lock or side plate from a “one-half side lock” hammerless gun. From serial number 12,000 to 25,000, Lefever Arms Co. of Syracuse N.Y. made their guns with one sear located on the side plate and the other on the frame. This plate, which includes the early side-cocker and cocking rod is stamped *Lefever Arms Co.* on the outside and serial number *12,914* on the inside. It has the type G engraving (the cheapest), a simple engraved double line border introduced in 1892.

*Overall Length:* 114mm

*References:* Elliott, Robert W. and Jim Cobb. *Lefever Guns of Lasting Fame*, 1986, pp. 129-30.



**250 Cartridge Intercepting sear seven pin sidelock in the white.**

A high quality seven pin bar action side lock with intercepting (double) sear, 'in the white' as made ready for sale to the gunmaker. The lump on the internal hammer (tumbler) is for the cocking rod to push on when the gun is opened, thus cocking the action.

*Plate Length: 125mm*



**251 Copper Cap Continental caplock, right, with internal hammer.**

The right lock of a pair of Continental enclosed hammer percussion locks with flat plates and single stock screws. The plates are of pointed flint lock form and are shaped for a pan-shaped bolster but there is no evidence that they have been converted from flint. Associated with No. 252.

*Plate Length: 124mm*

**252 Copper Cap Continental caplock, left, with internal hammer.**

The left lock of a pair of Continental enclosed hammer percussion locks with flat plates and single stock screws. The plates are of pointed flint lock form and are shaped for a pan-shaped bolster but there is no evidence that they have been converted from flint. Associated with No. 251.

*Plate Length: 124mm*

NOTE: There are no photos of 252.



**253 Breechloader N.R. Davis & Sons, left lock.**

An unusual lock for a late percussion or early breechloading side hammer gun. The plate is stamped with a decorative border and "N.R. Davis & Sons" and marked "30" under the mainspring. It was one of a pair in the Serbin collection. N.R. Davis was active at Assonet, Mass. from 1853 and became N.R. Davis & Sons in 1884. Although drilled for lock nails, there is evidence that a hammer was never fitted. The "tumbler" with half and full cock notches and a ledge for the mainspring, is circular, fitting into a hollow "drum" integral with the plate. It is held in place by the pressure of the mainspring and a "washer" fitting, (but not very tightly) into the drum. There is nothing to hold the washer in position. See also 208 for left lock.

*Overall Length:* 108mm

*References:* Eugene L. Lyon, "The N.R. Davis Firearms Co." *The Gun Report*, May 1984, pp. 58-60.



**254 Flintlock Portuguese flint with vertical sear and gold damascening.**

Portuguese flintlock with deeply curved lock plate, damascened in gold floral and scroll design, typical square cock with safety, and grooved frizzen. Internally, fitted with a bridled tumbler having half and full cock notches. The sear bar has been bent forward.

*Overall Length: 166mm*



**255 Flintlock Fraudulent “HBC” trade gun, c.1850.**

A reconverted, surplus India Pattern FL plate that was never drilled for a bridle on the tumbler, stamped with a fake HBC tombstone fox, over what was probably intended as EB, the long-standing trade mark of the Hudson’s Bay Company, although the E is poorly cut. The crowned GR has been removed, which would not be a difficult job on most India Patterns – if it had ever been there – but the Tower on the tail seems to be original. The maker's stamp, *S.A & J. GODDARD* over *WARRANTED* is stamped below the tombstone. Bailey & Nie list an S.A. [Samuel Aspinall] Goddard & Co. as “American Merchants and Gun Manufacturers” at 50 Newhall St., Birmingham, in 1853. This is the period when competitive fur trading companies were ordering flintlock trade guns in England and Liège that were to be “marked exactly like those of the Hudson’s Bay Company,” or words to that effect.



**256 Copper Cap English export lock by R. Ashmore & Son**

A medium grade percussion lock of the quality usually sent to America by one of the Ashmore family, active as lock makers in Darlaston, Staffordshire between about 1827 and the mid 1850s.

The hammer is the percussion version of the simple crescent flint cock popular in the 1830s and the hammer screw appears to be original but is smaller than expected and may be a replacement.

It is engraved with vines, *en suite* with the plate. The lock plate is cut to accommodate a small, round, percussion bolster and is stamped *R. ASHMORE & SON*.

*Overall Length: 119mm*



**257 Shbl Wm. Moore & Co. Right**

EDITOR'S NOTE: We don't know what Jim meant by "Shbl".



**258 Shbl Wm. Moore & Co. back action Left**  
*Overall Length: 122mm*



**259 Copper Cap J. Goulcher, large, left**  
*Overall Length: 139mm*



**260 Hammerless American Gun Co. Right**  
*Overall Length: 114mm*



**261 Hammerless Claborough & Bros, Left**  
*Overall Length: 113mm*



**262 Copper Cap    Scroll engraved Back Action**  
*Overall Length: 118mm*



**263 Cartridge Rickard hammerless.**  
*Overall Length: 108mm*



**264 Cartridge Neumann Bros**  
*Overall Length: 119mm*



**265 Flintlock Queen Anne military pistol by Stephen Powell, 1706.**

A small pistol round profile lock with banana plate is engraved with the crown over *AR* behind the pan, a crowned broad arrow under the pan and the name *S. Powell* over 6 on the tail. Two chisel strike assembly marks appear on the major components and the number 3 stamped on the inside may be an early use of the mark to identify an individual inspector. This lock was found on a late “Kentucky” long gun of limited quality. It is possible that the attachment screw holes have been slightly enlarged but two of the three screws appear to be original. Stephen Powell held Ordnance contracts between 1696 and 1715. In order for the mainspring to lie close to the barrel, top of the upper arm was slightly reduced.

*Overall Length: 139mm*